

# InterCapital CROBEX10tr

Klasa A - UCITS ETF



Kolovoz 2022.

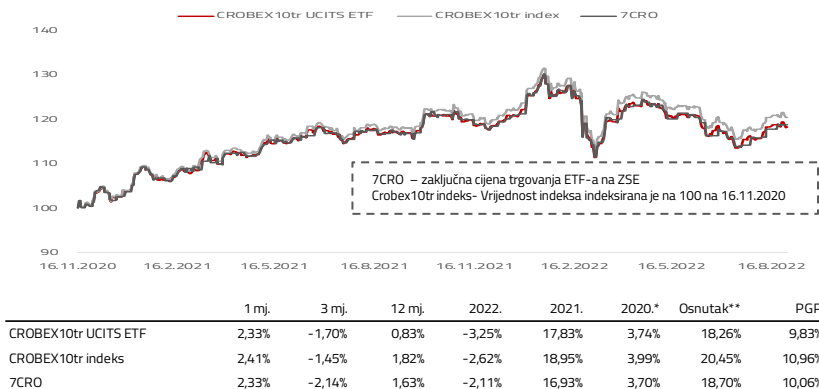
## Investicijski cilj i strategija

InterCapital CROBEX10tr UCITS ETF je indeksni dionički otvoreni investicijski fond s javnom ponudom kojim se trguje na burzi. ETF za investicijski cilj ima repliciranje strukture i izvedbe indeksa Zagrebačke burze CROBEX10tr koji se koristi kao referentna vrijednost (benchmark) za vrednovanje povrata koji ostvaruje ETF. Strategija ETF-a je omogućiti ulagačima povrat na ulaganje što sličniji povratu referentnog indeksa, uz što manju grešku praćenja, tako da ulagač s malim iznosom ulaganja sudjeluje u izvedbi diversificiranog portfelja najkvalitetnijih dionica Zagrebačke burze.

## O CROBEX10tr indeksu

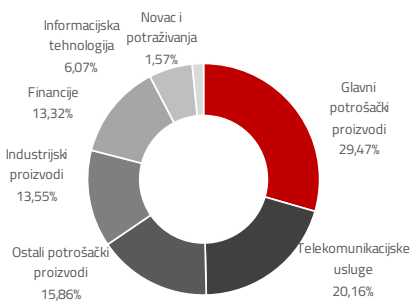
CROBEX 10tr je indeks ukupnog prinosa kod kojeg su dividende uključene u izračun. Indeks se sastoji od 10 dionica sa Zagrebačke burze s najvećom free float tržišnom kapitalizacijom i volumenom trgovanja. Više o sastavnicama CROBEX10tr indeksa možete naći na [www.zse.hr](http://www.zse.hr).

## Kretanje vrijednosti udjela / ETF-a / CROBEX10tr indeksa

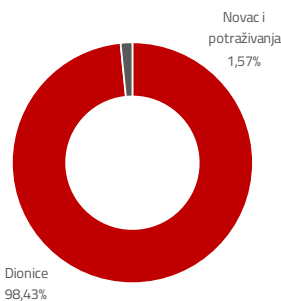


Baza za izračun prinosa CROBEX10tr UCITS ETF-a je cijena udjela fonda (NAV), te za 7CRO zaključna cijena trgovanja ETF-om na ZSE. Prikazani povijesni prinosi imaju informativan karakter, rezultat su poslovanja Fonda u proteklim razdobljima i ne predstavljaju indikaciju te nemaju nikakav utjecaj na buduće rezultate poslovanja Fonda. \*Prinos za 2020. godinu izračunat je od početka rada fonda 17.11.2020. \*\*Prinosi od osnutka su izračunati od početka rada fonda 17.11.2020. PGP- Prinos na godišnjoj razini, računa se po formuli  $R_{god} = (C_{t+1} / C_t)^{365 / t} - 1$  (Cijena na datum izvještaja / Cijena na početni datum perioda) ^ (365 / broj dana u periodu)

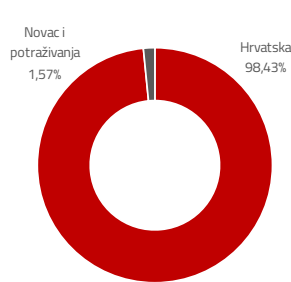
## Sektorska izloženost



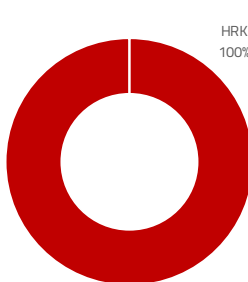
## Struktura imovine



## Geografska izloženost



## Valutna izloženost



## Pokazatelji fonda

Tracking difference	-0,98%
Tracking error volatility	0,24%
Total expense ratio	0,93%
Povrat na kapital u posljednjih 12 mjeseci (TTM ROE)	8,92%
Aktualni dividendni prinos indeksa	2,67%
Odnos cijene i zarade dionica indeksa u posljednjih 12 mjeseci (TTM P/E)	12,68

## Osnovne informacije o fondu

Društvo za upravljanje	InterCapital Asset Management d.o.o.
Vrsta fonda	UCITS
Domicilna država	Hrvatska
Depozitar	OTP bank d.d.
Održavatelj tržišta	INTERKAPITAL vrijednosni papiri d.o.o.
Ticker	7CRO
Tržište	Zagrebačka burza (ZSE)
Denominacija	HRK
Početna cijena udjela	100
Neto imovina	28,12 m HRK
Cijena udjela*	118,26 HRK (15,7 EUR)
Naknada za upravljanje	do 0,80%
Naknada depozitaru	0,08%
Početak rada fonda	17. studeni 2020.

\*Prikazana cijena udjela je preračunata po službenom tečaju konverzije u iznosu od 1 EUR = 7,53450 HRK.

## Top 10 pozicija

Oznaka	Izdavatelj	% NAV
HT	HRVATSKI TELEKOM D.D.	20,17%
PODR	PODRAVKA D.D.	17,66%
ADRS2	ADRS GRUPA D.D.	13,33%
ATGR	ATLANTIC GRUPA D.D.	11,84%
RIVP	VALAMAR RIVIERA D.D.	11,40%
KOEI	KONČAR D.D.	11,32%
ERNT	ERICSSON NIKOLA TESLA D.D.	6,08%
ARNT	ARENA HOSPITALITY GROUP D.D.	3,23%
ATPL	ATLANTSKA PLOVIDBA D.D.	2,23%
ADPL	AD PLASTIK D.D.	1,24%
<b>Top 10 total</b>		<b>98,50%</b>

## Profil rizičnosti i uspješnosti\*



## Izloženost vrstama tržišta\*

Uređena tržišta RH i države članice	100,00%
Uređena tržišta treće države	0,00%
Nedavno izdani vrijednosni papiri	0,00%
Neurvršteni vrijednosni papiri	0,00%

\* Postotni udio prenosivih vrijednosnih papira (dionice, obveznice i srodni v.p.) u neto imovini Fonda, grupiranih prema zakonski definiranim kategorijama

## Važne napomene

Na datum izrade mjesečnog izvještaja u portfelju fonda nema vrijednosnih papira vrednovanih metodom procjene.

Ovaj izvještaj pripremljen je u informativne svrhe na temelju podataka dostupnih i poznatih INTERCAPITAL ASSET MANAGEMENT d.o.o. u trenutku njegove izrade i objave i kao takav podložan je promjenama te ne predstavlja ponudu za kupnju udjela u Fondu, niti se podaci sadržani na ovom izvještaju mogu smatrati investicijskom preporukom. Za detaljne informacije o uvjetima, obilježjima i rizicima ulaganja u Fond molimo pročitajte Prospekt, Pravila Fonda te ključne informacije za ulagatelje kao i način izračuna Pokazatelja fonda na Internet stranici društva ([www.icam.hr](http://www.icam.hr)).

# InterCapital SBITOP TR

Klasa A - UCITS ETF



Kolovoz 2022.

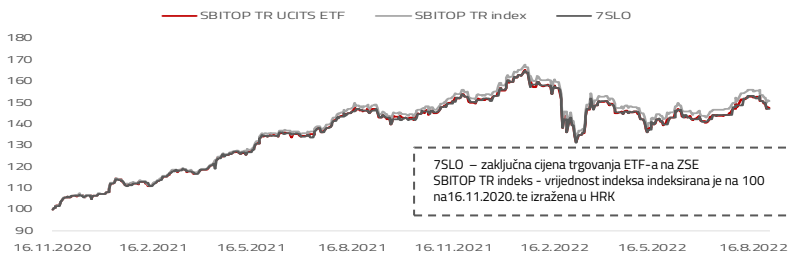
## Investicijski cilj i strategija

InterCapital SBITOP TR UCITS ETF je indeksni dionički otvoreni investicijski fond s javnom ponudom kojim se trguje na burzi. ETF za investicijski cilj ima repliciranje strukture i izvedbe indeksa Ljubljanske burze SBITOP TR koji se koristi kao referentna vrijednost (benchmark) za vrednovanje povrata koji ostvaruje ETF. Strategija ETF-a je omogućiti ulagačima povrat na ulaganje što sličniji povratu referentnog indeksa, uz što manju grešku praćenja, tako da ulagač s malim iznosom ulaganja sudjeluje u izvedbi diversificiranog portfelja najkvalitetnijih dionica Ljubljanske burze.

## O SBITOP TR indeksu

SBITOP TR je je indeks ukupnog prinosa kod kojeg su dividende uključene u izračun. Indeks se sastoji od dionica sa Ljubljanske burze s najvećom free float tržišnom kapitalizacijom i volumenom trgovanja. Više o sastavnicama SBITOP TR indeksa možete naći na [www.ljse.si](http://www.ljse.si).

## Kretanje vrijednosti udjela / ETF-a / SBITOP TR indeksa



	1 mj.	3 mj.	12 mj.	2022.	2021.	2020.*	Osnutak**	PGP
SBITOP TR UCITS ETF	0,22%	3,98%	1,05%	-5,24%	45,55%	7,02%	47,61%	24,32%
SBITOP TR indeks	0,36%	4,20%	1,89%	-4,65%	47,24%	N/A	40,39%	22,59%
7SLO	-0,54%	3,52%	0,63%	-5,89%	45,71%	7,20%	47,00%	24,03%

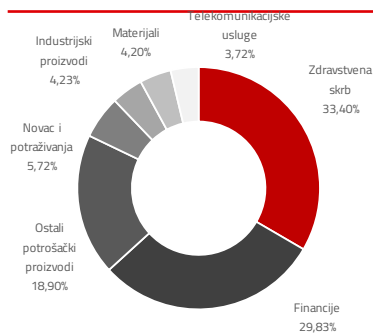
Baza za izračun prinosa SBITOP TR UCITS ETF-a je cijena udjela fonda (NAV), te za 7SLO zaključna cijena trgovanja ETF-om na ZSE. Prikazani povijesni prinosi imaju informativan karakter, rezultat su poslovanja Fonda u proteklim razdobljima i ne predstavljaju indikaciju te nemaju nikakav utjecaj na buduće rezultate poslovanja Fonda.

\*Prinos za 2020. godinu izračunat je od početka rada fonda 17.11.2020.

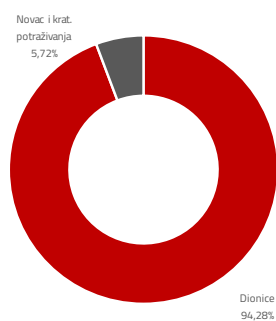
\*\*Prinos od osnutka su izračunati od početka rada fonda 17.11.2020.

PGP- Prinos na godišnjoj razini, računa se po formuli  $R_{god} = \left( \frac{\text{Cijena na datum izvještaja}}{\text{Cijena na početni datum perioda}} \right)^{\frac{1}{365}} - 1$  / broj dana u periodu

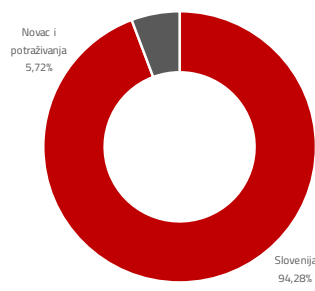
## Sektorska izloženost



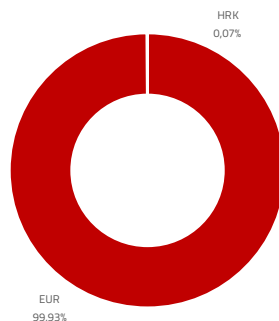
## Struktura imovine



## Geografska izloženost



## Valutna izloženost



## Pokazatelji fonda\*

Tracking difference	-0,89%
Tracking error volatility	0,64%
Total expense ratio	0,97%
Povrat na kapital u posljednjih 12 mjeseci (TTM ROE)	14,68%
Aktualni dividendni prinos indeksa	7,34%
Odnos cijene i zarade dionica indeksa u posljednjih 12 mjeseci (TTM P/E)	6,74

## Osnovne informacije o fondu

Društvo za upravljanje	InterCapital Asset Management d.o.o.
Vrsta fonda	UCITS ETF
Domicilna država	Hrvatska
Depozitar	OTP bank d.d.
Održavatelj tržišta	INTERKAPITAL vrijednosni papiri d.o.o.
Tickler	7SLO
Tržište	Zagrebačka burza (ZSE)
Denominacija	HRK
Početna cijena udjela	100
Neto imovina	36,45 m HRK
Cijena udjela*	147,61 HRK (19,59 EUR)
Naknada za upravljanje	do 0,80%
Naknada depozitaru	0,08%
Početak rada fonda	17. studeni 2020.


\*Prikazana cijena udjela je preračunata po službenom tečaju konverzije u iznosu od 1 EUR = 7,53450 HRK.

## Top 10 pozicija

Oznaka	Izdavatelj	% NAV
KRKG SV	KRKA	30,99%
PETG SV	PETROL	18,92%
NLBR SV	NOVA LJUBLJANSKA BANKA	14,17%
ZVTG SV	ZAVAROVALNICA TRIGLAV D.D.	10,02%
POSR SV	REINSURANCE CO SAVA LTD	5,66%
LKPG SV	LUKA KOPER	4,24%
CICG SV	CINKARNA CELJE	4,03%
TLSG SV	TELEKOM SLOVENIJE	3,72%
SALR SV	SALUS DD	2,44%
UKIG SV	UNIOR D.D.	0,17%

Top 10 total

## Profil rizičnosti i uspješnosti\*



\* Kategorija/profil rizičnosti i uspješnosti fonda nije zajamčen te se može mijenjati tijekom vremena

## Izloženost vrstama tržišta\*

Uređena tržišta RH i države članice	100,00%
Uređena tržišta treće države	0,00%
Nedavno izdani vrijednosni papiri	0,00%
Neuvršteni vrijednosni papiri	0,00%

\* Postotni udio prenosivih vrijednosnih papira (dionice, obveznice i srodni v.p.) u neto imovini Fonda, grupiranih prema zakonski definiranim kategorijama

## Važne napomene

Na datum izrade mjesečnog izvještaja u portfelju fonda nema vrijednosnih papira vrednovanih metodom procjene.

Ovaj izvještaj pripremljen je u informativne svrhe na temelju podataka dostupnih i poznatih INTERCAPITAL ASSET MANAGEMENT d.o.o. u trenutku njegove izrade i objave i kao takav podložan je promjenama te ne predstavlja ponudu za kupnju udjela u Fondu, niti se podaci sadržani na ovom izvještaju mogu smatrati investicijskom preporukom. Za detaljne informacije o uvjetima, obilježjima i rizicima ulaganja u Fond molimo pročitajte Prospekt, Pravila Fonda te Ključne informacije za ulagatelje kao i način izračuna Pokazatelja fonda na Internet stranici društva ([www.icam.hr](http://www.icam.hr)).

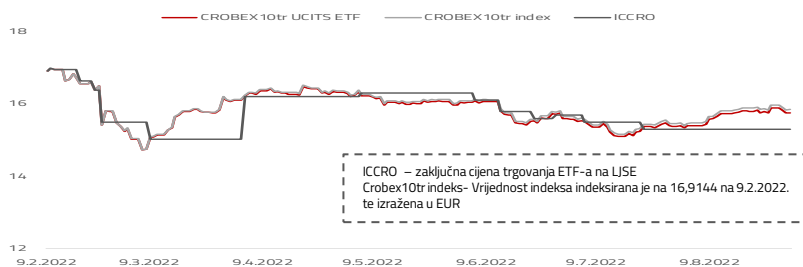
## Investicijski cilj i strategija

InterCapital CROBEX10tr UCITS ETF je indeksni dionički otvoreni investicijski fond s javnom ponudom kojim se trguje na burzi. ETF za investicijski cilj ima repliciranje strukture i izvedbe indeksa Zagrebačke burze CROBEX10tr koji se koristi kao referentna vrijednost (benchmark) za vrednovanje povrata koji ostvaruje ETF. Strategija ETF-a je omogućiti ulagačima povrat na ulaganje što sličniji povratu referentnog indeksa, uz što manju grešku praćenja, tako da ulagač s malim iznosom ulaganja sudjeluje u izvedbi diversificiranog portfelja najkvalitetnijih dionica Zagrebačke burze.

## O CROBEX10tr indeksu

CROBEX 10tr je indeks ukupnog prinosa kod kojeg su dividende uključene u izračun. Indeks se sastoji od 10 dionica sa Zagrebačke burze s najvećom free float tržišnom kapitalizacijom i volumenom trgovanja. Više o sastavnicama CROBEX10tr indeksa možete naći na [www.zse.hr](http://www.zse.hr).

## Kretanje vrijednosti udjela / ETF-a / CROBEX10tr indeksa

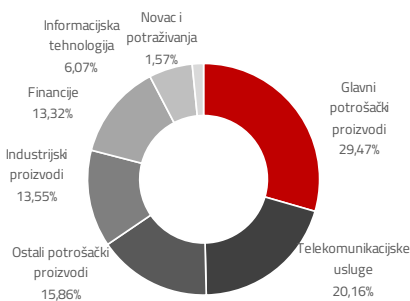


	1 mj.	3 mj.	12 mj.	2022.*	2021.	2020.	Osnutak**
CROBEX10tr UCITS ETF	2,47%	-1,30%	N/A	-6,82%	N/A	N/A	-6,82%
CROBEX10tr indeks	2,51%	-1,05%	1,54%	-6,31%	16,38%	N/A	-6,31%
ICCRO	0,00%	-6,13%	N/A	-9,95%	N/A	N/A	-9,95%

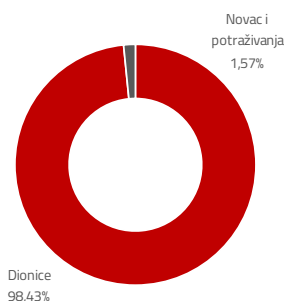
Baza za izračun prinosa CROBEX10tr UCITS ETF-a je cijena udjela fonda (NAV), te za ICCRO zaključna cijena trgovanja ETF-om na LJSE. Prikazani povijesni prinosi imaju informativan karakter, rezultat su poslovanja Fonda u proteklim razdobljima i ne predstavljaju indikaciju te nemaju nikakav utjecaj na buduće rezultate poslovanja Fonda.

\*Prinos za 2022. godinu izračunat je od početka rada fonda 9.2.2022.  
\*\*Prinosi od osnutka su izračunati od početka rada fonda 9.2.2022.

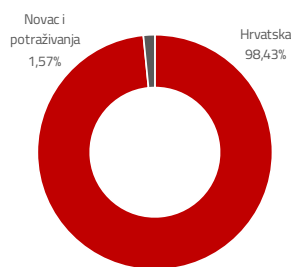
## Sektorska izloženost



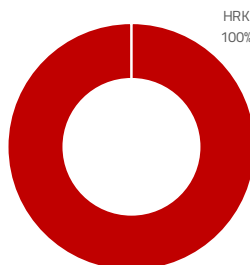
## Struktura imovine



## Geografska izloženost



## Valutna izloženost



## Pokazatelji fonda

Tracking difference	-0,94%
Tracking error volatility	0,03%
Total expense ratio	0,93%
Povrat na kapital u posljednjih 12 mjeseci (TTM ROE)	8,92%
Aktualni dividendni prinos indeksa	2,67%
Odnos cijene i zarade dionica indeksa u posljednjih 12 mjeseci (TTM P/E)	12,68

## Osnovne informacije o fondu

Društvo za upravljanje	InterCapital Asset Management d.o.o.
Vrsta fonda	UCITS
Domicilna država	Hrvatska
Depozitar	OTP bank d.d.
Održavatelj tržišta	INTERKAPITAL vrijednosni papiri d.o.o.
Ticker	ICCRO
Tržište	Ljubljanska burza (LJSE)
Denominacija	EUR
Početna cijena udjela	16,9144
Neto imovina	3,7 m EUR
Cijena udjela	15,7608
Naknada za upravljanje	do 0,80%
Naknada depozitaru	0,08%
Početak rada fonda	9. veljače 2022.

## Top 10 pozicija

Oznaka	Izdavatelj	% NAV
HT	HRVATSKI TELEKOM D.D.	20,17%
PODR	PODRAVKA D.D.	17,66%
ADRS2	ADRIJSKA GRUPA D.D.	13,33%
ATGR	ATLANTIC GRUPA D.D.	11,84%
RIVP	VALAMAR RIVIERA D.D.	11,40%
KOEI	KONČAR D.D.	11,32%
ERNT	ERICSSON NIKOLA TESLA D.D.	6,08%
ARNT	ARENA HOSPITALITY GROUP D.D.	3,23%
ATPL	ATLANTSKA PLOVIDBA D.D.	2,23%
ADPL	AD PLASTIK D.D.	1,24%
<b>Top 10 total</b>		<b>98,50%</b>

## Profil rizičnosti i uspješnosti\*



## Izloženost vrstama tržišta\*

Uređena tržišta RH i države članice	100,00%
Uređena tržišta treće države	0,00%
Nedavno izdani vrijednosni papiri	0,00%
Neuvršteni vrijednosni papiri	0,00%

\* Postotni udio prenosivih vrijednosnih papira (dionice, obveznice i srodni v.p.) u neto imovini Fonda, grupiranih prema zakonski definiranim kategorijama

## Važne napomene

Na datum izrade mjesečnog izvješća u portfelju fonda nema vrijednosnih papira vrednovanih metodom procjene.

Ovaj izvještaj pripremljen je u informativne svrhe na temelju podataka dostupnih i poznatih INTERCAPITAL ASSET MANAGEMENT d.o.o. u trenutku njegove izrade i objave i kao takav podložan je promjenama te ne predstavlja ponudu za kupnju udjela u Fondu, niti se podaci sadržani na ovom izvještaju mogu smatrati investicijskom preporukom. Za detaljne informacije o uvjetima, obilježjima i rizicima ulaganja u Fond molimo pročitajte Prospekt, Pravila Fonda te ključne informacije za ulagatelje kao i način izračuna Pokazatelja fonda na Internet stranici društva ([www.icam.hr](http://www.icam.hr)).

# InterCapital SBITOP TR

Klasa B - UCITS ETF



Kolovoz 2022.

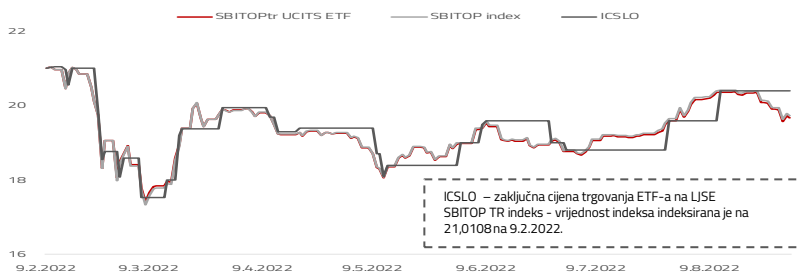
## Investicijski cilj i strategija

InterCapital SBITOP TR UCITS ETF je indeksni dionički otvoreni investicijski fond s javnom ponudom kojim se trguje na burzi. ETF za investicijski cilj ima repliciranje strukture i izvedbe indeksa Ljubljanske burze SBITOP TR koji se koristi kao referentna vrijednost (benchmark) za vrednovanje povrata koji ostvaruje ETF. Strategija ETF-a je omogućiti ulagačima povrat na ulaganje što sličniji povratu referentnog indeksa, uz što manju grešku praćenja, tako da ulagač s malim iznosom ulaganja sudjeluje u izvedbi diversificiranog portfelja najkvalitetnijih dionica Ljubljanske burze.

## O SBITOP TR indeksu

SBITOP TR je je indeks ukupnog prinosa kod kojeg su dividende uključene u izračun. Indeks se sastoji od dionica sa Ljubljanske burze s najvećom free float tržišnom kapitalizacijom i volumenom trgovanja. Više o sastavnicama SBITOP TR indeksa možete naći na [www.ljse.si](http://www.ljse.si).

## Kretanje vrijednosti udjela / ETF-a / SBITOP TR indeksa



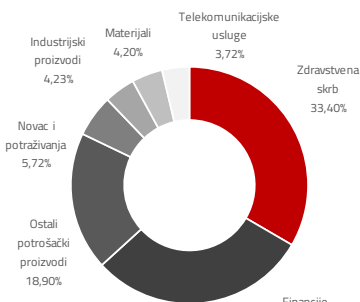
	1 mj.	3 mj.	12 mj.	2022.*	2021.	2020.	Osnutak**
SBITOP TR UCITS ETF	0,36%	4,41%	N/A	-6,37%	N/A	N/A	-6,37%
SBITOP TR index	0,46%	4,62%	1,62%	-6,07%	47,24%	N/A	-6,07%
ICSLO	4,08%	10,87%	N/A	-3,04%	N/A	N/A	-3,04%

Baza za izračun prinosa SBITOP TR UCITS ETF-a je cijena udjela fonda (NAV), te za ICSLO zaključna cijena trgovanja ETF-om na LJSE. Prikazani povijesni prinosi imaju informativan karakter, rezultat su poslovanja Fonda u proteklim razdobljima i ne predstavljaju indikaciju te nemaju nikakav utjecaj na buduće rezultate poslovanja Fonda.

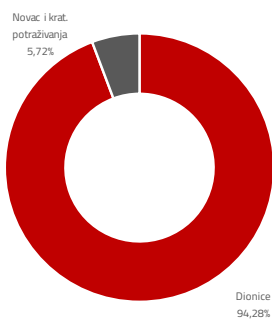
\*Prinos za 2022. godinu izračunat je od početka rada fonda 9.2.2022.

\*\*Prinosi od osnutka su izračunati od početka rada fonda 9.2.2022.

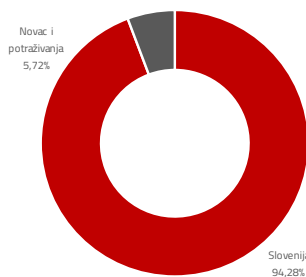
## Sektorska izloženost



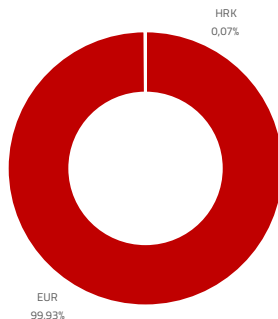
## Struktura imovine



## Geografska izloženost



## Valutna izloženost



## Pokazatelji fonda\*

Tracking difference	-0,68%
Tracking error volatility	0,66%
Total expense ratio	0,97%
Povrat na kapital u posljednjih 12 mjeseci (TTM ROE)	14,68%
Aktualni dividendni prinos indeksa	7,34%
Odnos cijene i zarade dionica indeksa u posljednjih 12 mjeseci (TTM P/E)	6,74

## Osnovne informacije o fondu

Društvo za upravljanje	InterCapital Asset Management d.o.o.
Vrsta fonda	UCITS ETF
Domicilna država	Hrvatska
Depozitar	OTP bank d.d.
Održavatelj tržišta	INTERKAPITAL vrijednosni papiri d.o.o.
Tickler	ICSLO
Tržište	Ljubljanska burza (LJSE)
Denominacija	EUR
Početna cijena udjela	21,0108
Neto imovina	4,8 m EUR
Cijena udjela	19,6719
Naknada za upravljanje	do 0,80%
Naknada depozitaru	0,08%
Početak rada fonda	9. veljače 2022.

## Top 10 pozicija

Oznaka	Izdavatelj	% NAV
KRKG SV	KRKA	30,99%
PETG SV	PETROL	18,92%
NLBR SV	NOVA LJUBLJANSKA BANKA	14,17%
ZVTG SV	ZAVAROVALNICA TRIGLAV D.D.	10,02%
POSR SV	REINSURANCE CO SAVA LTD	5,66%
LKPG SV	LUKA KOPER	4,24%
CICG SV	CINKARNA CELJE	4,03%
TLSG SV	TELEKOM SLOVENIJE	3,72%
SALR SV	SALUS DD	2,44%
UKIG SV	UNIOR D.D.	0,17%

Top 10 total 94,36%

## Profil rizičnosti i uspješnosti\*



\* Kategorija/profil rizičnosti i uspješnosti fonda nije zajamčen te se može mijenjati tijekom vremena

## Izloženost vrstama tržišta\*

Uređena tržišta RH i države članice	100,00%
Uređena tržišta treće države	0,00%
Nedavno izdani vrijednosni papiri	0,00%
Neuvršteni vrijednosni papiri	0,00%

\* Postotni udio prenosivih vrijednosnih papira (dionice, obveznice i srodni v.p.) u neto imovini Fonda, grupiranih prema zakonski definiranim kategorijama

## Važne napomene

Na datum izrade mjesečnog izvještaja u portfelju fonda nema vrijednosnih papira vrednovanih metodom procjene.

Ovaj izvještaj pripremljen je u informativne svrhe na temelju podataka dostupnih i poznatih INTERCAPITAL ASSET MANAGEMENT d.o.o. u trenutku njegove izrade i objave i kao takav podložan je promjenama te ne predstavlja ponudu za kupnju udjela u Fondu, niti se podaci sadržani na ovom izvještaju mogu smatrati investicijskom preporukom. Za detaljne informacije o uvjetima, obilježjima i rizicima ulaganja u Fond molimo pročitajte Prospekt, Pravila Fonda te Ključne informacije za ulagačelje kao i način izračuna Pokazatelja fonda na Internet stranici društva ([www.icam.hr](http://www.icam.hr)).

# InterCapital CROBEX10tr

Unit Class A - UCITS ETF



August 2022.

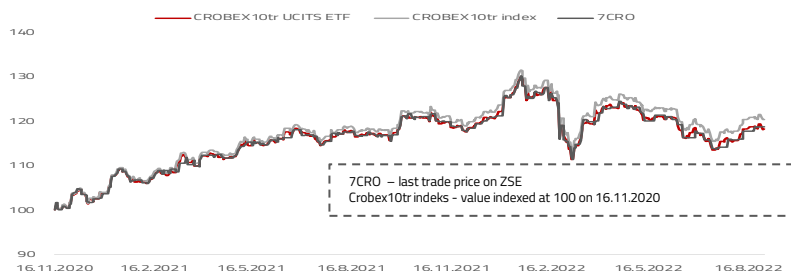
## Investment goal and strategy

InterCapital CROBEX10tr UCITS ETF is an open-ended equity UCITS fund with public offering traded on a stock exchange. The investment goal of the ETF is to replicate the structure and performance of the Zagreb Stock Exchange CROBEX10tr index, which is used as a benchmark to evaluate the return realized by the ETF. The ETF's goal is to enable investors to achieve the return as similar as possible to the return of the reference index, with minimum tracking difference so the investor with a small investment participates in a diversified portfolio of the best stocks on the Zagreb Stock Exchange.

## About CROBEX10tr index

CROBEX 10tr is a total return index with dividends taken into calculation. Index is composed of 10 stocks listed on Zagreb Stock Exchange with the largest free float market capitalization and highest trading volume. More information on index composition is available at [www.zse.hr](http://www.zse.hr).

## Unit value/ ETF / CROBEX10tr index



	1 M	3 M	12 M	2022.	2021.	2020.*	Inception**	AVG
CROBEX10tr UCITS ETF	2,33%	-1,70%	0,83%	-3,25%	17,83%	3,74%	18,26%	9,83%
CROBEX10tr index	2,41%	-1,45%	1,82%	-2,62%	18,95%	3,99%	20,45%	10,96%
7CRO	2,33%	-2,14%	1,63%	-2,11%	16,93%	3,70%	18,70%	10,06%

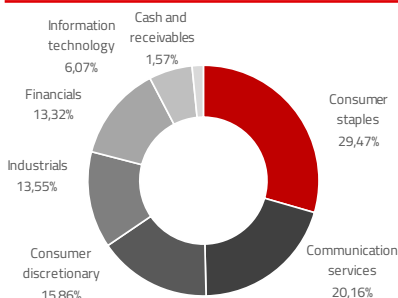
The basis for calculating the return of the CROBEX10tr UCITS ETF is the fund's unit price (NAV), and for 7CRO the closing price of ETF trading on the ZSE. The presented historical returns have an informative character, are the result of the Fund's performance in previous periods and do not represent an indication and do not have any impact on the future results of the Fund's performance.

\*2020 return is calculated since 17.11.2020.

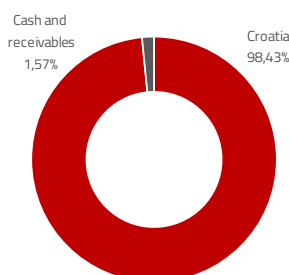
\*\*Return since inception is calculated since 17.11.2020.

AVG – average annual return is calculated as  $CAGR = (\text{Current unit value} / \text{Initial unit value})^{1/365}$  / number of days

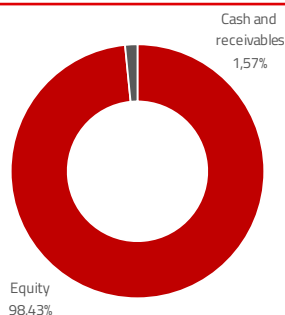
## Sector breakdown



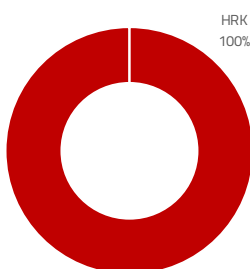
## Geographic breakdown



## Asset structure



## Currency exposure



## Fund and index characteristics

Tracking difference	-0,98%
Tracking error volatility	0,24%
Total expense ratio	0,93%
TTM ROE	8,92%
Dividend yield	2,67%
TTMP/E	12,68

## Key fund information

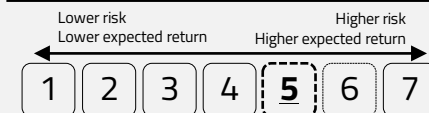
Asset management company	InterCapital Asset Management Ltd.
Fund type	UCITS
Country of domicile	Croatia
Depository bank	OTP bank d.d.
Market maker	INTERKAPITAL Securities Ltd.
Ticker	7CRO
Listed on	Zagreb Stock Exchange
Share class currency	HRK
Initial unit value	100
Net asset	28,12 m HRK
Unit value*	118,26 HRK (15,7 EUR)
Management fee	up to 0,80%
Depository fee	0,08%
Launch date	17.11.2020

\*HRK unit value is converted using official exchange rate of 1 EUR= 7,53450 HRK

## Top 10 holdings

Ticker	Issuer	% NAV
HT	HRVATSKI TELEKOM D.D.	20,17%
PODR	PODRAVKA D.D.	17,66%
ADRS2	ADRIS GRUPA D.D.	13,33%
ATGR	ATLANTIC GRUPA D.D.	11,84%
RIVP	VALAMAR RIVIERA D.D.	11,40%
KOEI	KONČAR D.D.	11,32%
ERNT	ERICSSON NIKOLA TESLA D.D.	6,08%
ARNT	ARENA HOSPITALITY GROUP D.D.	3,23%
ATPL	ATLANTSKA PLOVIDBA D.D.	2,23%
ADPL	AD PLASTIK D.D.	1,24%
<b>Top 10 total</b>		<b>98,50%</b>

## Risk / reward profile\*



\* Risk / reward profile is not guaranteed and is subject to change.

## Market type exposure\*

Regulated markets of member states	100,00%
Regulated markets other countries	0,00%
Recently issued securities	0,00%
Unlisted securities	0,00%

\*Percentage share of securities in the Fund's net assets, grouped according to legally defined categories.

## Important information

On the reporting date all securities in the Fund's portfolio are valued at market price.

This report has been prepared for information purposes based on data available and known to INTERCAPITAL ASSET MANAGEMENT d.o.o. at the time of its preparation and publication and as such is subject to change and does not constitute an offer to purchase shares in the Fund, nor can the information contained in this report be considered an investment recommendation. For detailed information on the conditions, characteristics and risks of investing in the Fund, please read the Prospectus, the Fund's Rules and Key Information for Investors, as well as the method of calculating the Fund's Indicators on the company's website ([www.icam.hr](http://www.icam.hr)).

# InterCapital SBITOP TR

Unit Class A - UCITS ETF



August 2022.

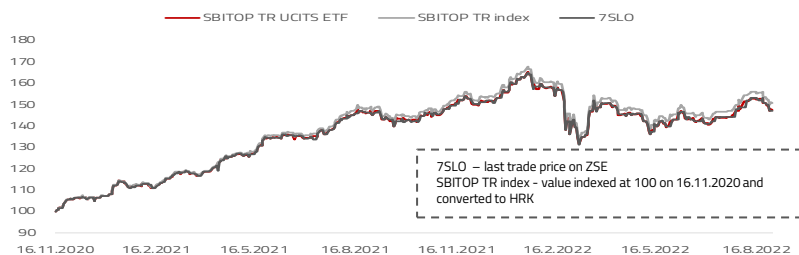
## Investment goal and strategy

InterCapital SBITOP TR UCITS ETF is an open-ended equity UCITS fund with public offering traded on a stock exchange. The investment goal of the ETF is to replicate the structure and performance of the Ljubljana Stock Exchange SBITOP TR index, which is used as a benchmark to evaluate the return realized by the ETF. The ETF's goal is to enable investors to achieve the return as similar as possible to the return of the reference index, with minimum tracking difference so the investor with a small investment participates in a diversified portfolio of the best stocks on the Ljubljana Stock Exchange.

## About SBITOP TR index

SBITOP TR is a total return index with dividends taken into calculation. Index is composed of stocks listed on Ljubljana Stock Exchange with the largest free float market capitalization and highest trading volume. More information on index composition is available at [www.ljse.si](http://www.ljse.si).

## Unit value/ ETF / SBITOP TR index



	1 M	3 M	12 M	2022.	2021.	2020.*	Inception**	AVG
SBITOP TR UCITS ETF	0,22%	3,98%	1,05%	-5,24%	45,55%	7,02%	47,61%	24,32%
SBITOP TR index	0,36%	4,20%	1,89%	-4,65%	47,24%	N/A	40,39%	22,59%
7SLO	-0,54%	3,52%	0,63%	-5,89%	45,71%	7,20%	47,00%	24,03%

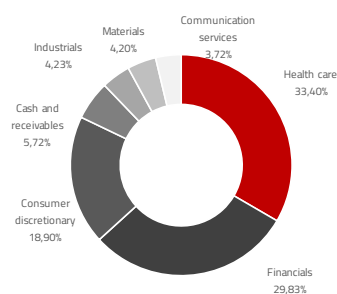
The basis for calculating the return of the SBITOPtr UCITS ETF is the fund's unit price (NAV), and for 7SLO the closing price of ETF trading on the ZSE. The presented historical returns have an informative character, are the result of the Fund's performance in previous periods and do not represent an indication and do not have any impact on the future results of the Fund's performance.

\*2020 return is calculated since 17.11.2020.

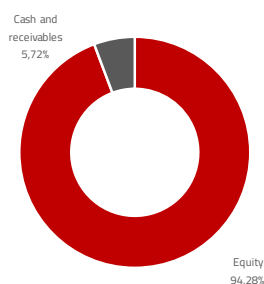
\*\*Return since inception is calculated since 17.11.2020.

AVG-- average annual return is calculated as  $CAGR = (\text{Current unit value} / \text{Initial unit value})^{(365 / \text{number of days})}$

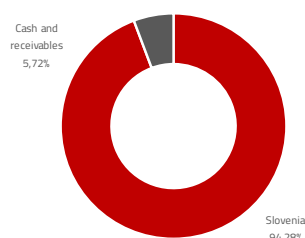
## Sector breakdown



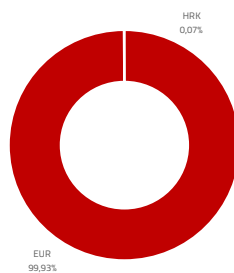
## Asset structure



## Geographic breakdown



## Currency exposure



## Fund and index characteristics

Tracking difference	-0,89%
Tracking error volatility	0,64%
Total expense ratio	0,97%
TTM ROE	14,68%
Dividend yield	7,34%
TTM P/E	6,74

## Key fund information

Asset management company	InterCapital Asset Management Ltd.
Fund type	UCITS ETF
Country of domicile	Croatia
Depository bank	OTP bank d.d.
Market maker	INTERKAPITAL Securities Ltd.
Ticker	7SLO
Listed on	Zagreb Stock Exchange
Share class currency	HRK
Initial unit value	100
Net asset	36,45 m HRK
Unit value*	147,61 HRK (19,59 EUR)
Management fee	up to 0,80%
Depository fee	0,08%
Launch date	17.11.2020

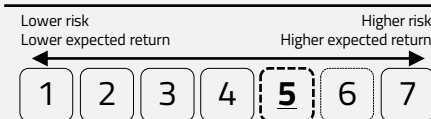
\*HRK unit value is converted using official exchange rate of 1 EUR= 7,53450 HRK

## Top 10 holdings

Ticker	Issuer	% NAV
KRKG SV	KRKA	30,99%
PETG SV	PETROL	18,92%
NLBR SV	NOVA LJUBLJANSKA BANKA	14,17%
ZVTG SV	ZAVAROVALNICA TRIGLAV D.D.	10,02%
POSR SV	REINSURANCE CO SAVA LTD	5,66%
LKPG SV	LUKA KOPER	4,24%
CICG SV	CINKARNA CELJE	4,03%
TLSG SV	TELEKOM SLOVENIJE	3,72%
SALR SV	SALUS DD	2,44%
UKIG SV	UNIOR D.D.	0,17%

**Top 10 total** 94,36%

## Risk / reward profile\*



\* Risk / reward profile is not guaranteed and is subject to change.

## Market type exposure\*

Regulated markets of member states	100,00%
Regulated markets other countries	0,00%
Recently issued securities	0,00%
Unlisted securities	0,00%

\*Percentage share of securities in the Fund's net assets, grouped according to legally defined categories.

## Important information

On the reporting date all securities in the Fund's portfolio are valued at market price.

This report has been prepared for information purposes based on data available and known to INTERCAPITAL ASSET MANAGEMENT d.o.o. at the time of its preparation and publication and as such is subject to change and does not constitute an offer to purchase shares in the Fund, nor can the information contained in this report be considered an investment recommendation. For detailed information on the conditions, characteristics and risks of investing in the Fund, please read the Prospectus, the Fund's Rules and Key Information for Investors, as well as the method of calculating the Fund's Indicators on the company's website ([www.icam.hr](http://www.icam.hr)).

# InterCapital CROBEX10tr

Unit Class B - UCITS ETF



August 2022.

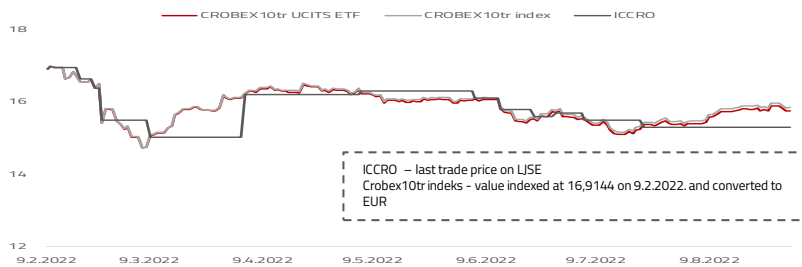
## Investment goal and strategy

InterCapital CROBEX10tr UCITS ETF is an open-ended equity UCITS fund with public offering traded on a stock exchange. The investment goal of the ETF is to replicate the structure and performance of the Zagreb Stock Exchange CROBEX10tr index, which is used as a benchmark to evaluate the return realized by the ETF. The ETF's goal is to enable investors to achieve the return as similar as possible to the return of the reference index, with minimum tracking difference so the investor with a small investment participates in a diversified portfolio of the best stocks on the Zagreb Stock Exchange.

## About CROBEX10tr index

CROBEX 10tr is a total return index with dividends taken into calculation. Index is composed of 10 stocks listed on Zagreb Stock Exchange with the largest free float market capitalization and highest trading volume. More information on index composition is available at [www.zse.hr](http://www.zse.hr).

## Unit value/ ETF / CROBEX10tr index



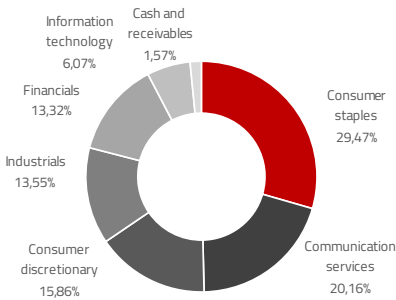
	1 M	3 M	12 M	2022.*	2021.	2020.	Inception**
CROBEX10tr UCITS ETF	2,47%	-1,30%	N/A	-6,82%	N/A	N/A	-6,82%
CROBEX10tr index	2,51%	-1,05%	1,54%	-6,31%	16,38%	N/A	-6,31%
ICCRO	0,00%	-6,13%	N/A	-9,95%	N/A	N/A	-9,95%

The basis for calculating the return of the CROBEX10tr UCITS ETF is the fund's unit price (NAV), and for ICCRO the closing price of ETF trading on the LSE. The presented historical returns have an informative character, are the result of the Fund's performance in previous periods and do not represent an indication and do not have any impact on the future results of the Fund's performance.

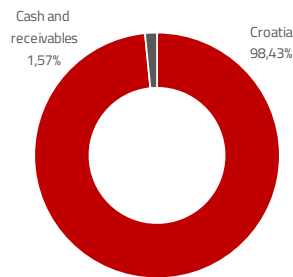
\*2022 return is calculated since 9.2.2022.

\*\*Return since inception is calculated since 9.2.2022.

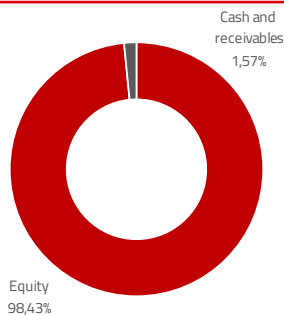
## Sector breakdown



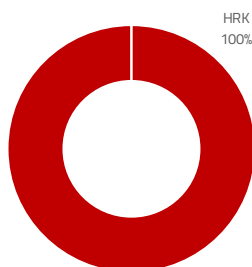
## Geographic breakdown



## Asset structure



## Currency exposure



## Fund and index characteristics

Tracking difference	-0,94%
Tracking error volatility	0,03%
Total expense ratio	0,93%
TTM ROE	8,92%
Dividend yield	2,67%
TTM P/E	12,68

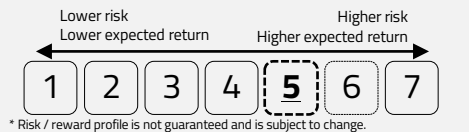
## Key fund information

Asset management company	InterCapital Asset Management Ltd.
Fund type	UCITS
Country of domicile	Croatia
Depository bank	OTP bank d.d.
Market maker	INTERKAPITAL Securities Ltd.
Ticker	ICCRO
Listed on	Ljubljana Stock Exchange
Share class currency	EUR
Initial unit value	16,9144
Net asset	3,7 m EUR
Unit value	15,7608
Management fee	up to 0,80%
Depository fee	0,08%
Launch date	9.2.2022

## Top 10 holdings

Ticker	Issuer	% NAV
HT	HRVATSKI TELEKOM D.D.	20,17%
PODR	PODRAVKA D.D.	17,66%
ADRS2	ADRIS GRUPA D.D.	13,33%
ATGR	ATLANTIC RIVIPA D.D.	11,84%
RIVP	VALAMAR RIVIERA D.D.	11,40%
KOEI	KONČAR D.D.	11,32%
ERNT	ERICSSON NIKOLA TESLA D.D.	6,08%
ARNT	ARENA HOSPITALITY GROUP D.D.	3,23%
ATPL	ATLANTSKA PLOVIDBA D.D.	2,23%
ADPL	AD PLASTIK D.D.	1,24%
<b>Top 10 total</b>		<b>98,50%</b>

## Risk / reward profile\*



## Market type exposure\*

Regulated markets of member states	100,00%
Regulated markets other countries	0,00%
Recently issued securities	0,00%
Unlisted securities	0,00%

\*Percentage share of securities in the Fund's net assets, grouped according to legally defined categories.

## Important information

On the reporting date all securities in the Fund's portfolio are valued at market price.

This report has been prepared for information purposes based on data available and known to INTERCAPITAL ASSET MANAGEMENT d.o.o. at the time of its preparation and publication and as such is subject to change and does not constitute an offer to purchase shares in the Fund, nor can the information contained in this report be considered an investment recommendation. For detailed information on the conditions, characteristics and risks of investing in the Fund, please read the Prospectus, the Fund's Rules and Key Information for Investors, as well as the method of calculating the Fund's Indicators on the company's website ([www.icam.hr](http://www.icam.hr)).

# InterCapital SBITOP TR

Unit Class B - UCITS ETF



August 2022.

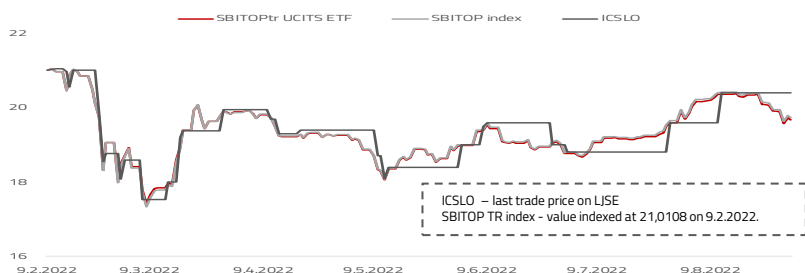
## Investment goal and strategy

InterCapital SBITOP TR UCITS ETF is an open-ended equity UCITS fund with public offering traded on a stock exchange. The investment goal of the ETF is to replicate the structure and performance of the Ljubljana Stock Exchange SBITOP tr index, which is used as a benchmark to evaluate the return realized by the ETF. The ETF's goal is to enable investors to achieve the return as similar as possible to the return of the reference index, with minimum tracking difference so the investor with a small investment participates in a diversified portfolio of the best stocks on the Ljubljana Stock Exchange.

## About SBITOP TR index

SBITOP TR is a total return index with dividends taken into calculation. Index is composed of stocks listed on Ljubljana Stock Exchange with the largest free float market capitalization and highest trading volume. More information on index composition is available at [www.ljse.si](http://www.ljse.si).

## Unit value/ ETF / SBITOP TR index



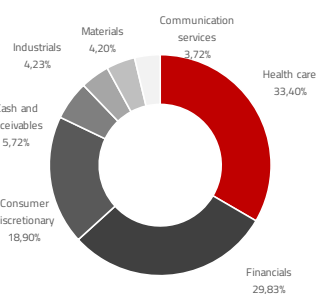
	1 M	3 M	12 M	2022.*	2021.	2020.	Inception**
SBITOP TR UCITS ETF	0,36%	4,41%	N/A	-6,37%	N/A	N/A	-6,37%
SBITOP TR index	0,46%	4,62%	1,62%	-6,07%	47,24%	N/A	-6,07%
ICSLO	4,08%	10,87%	N/A	-3,04%	N/A	N/A	-3,04%

The basis for calculating the return of the SBITOPtr UCITS ETF is the fund's unit price (NAV), and for ICSLO the closing price of ETF trading on the LJSE. The presented historical returns have an informative character, are the result of the Fund's performance in previous periods and do not represent an indication and do not have any impact on the future results of the Fund's performance.

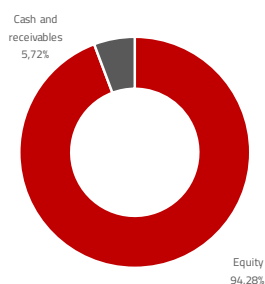
\*2022 return is calculated since 9.2.2022.

\*\*Return since inception is calculated since 9.2.2022.

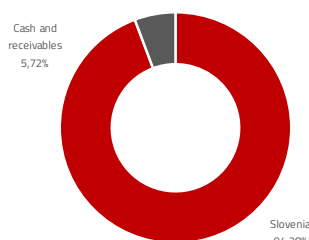
## Sector breakdown



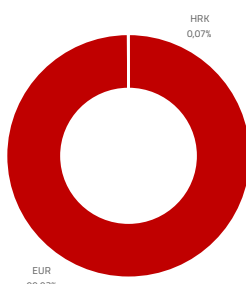
## Asset structure



## Geographic breakdown



## Currency exposure



## Fund and index characteristics

Tracking difference	-0,68%
Tracking error volatility	0,66%
Total expense ratio	0,97%
TTM ROE	14,68%
Dividend yield	7,34%
TTM P/E	6,74

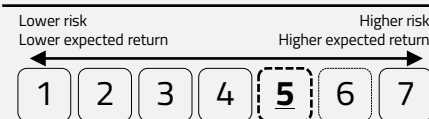
## Key fund information

Asset management company	InterCapital Asset Management Ltd.
Fund type	UCITS ETF
Country of domicile	Croatia
Depository bank	OTP bank d.d.
Market maker	INTERKAPITAL Securities Ltd.
Ticker	ICSLO
Listed on	Ljubljana Stock Exchange
Share class currency	EUR
Initial unit value	21,0108
Net asset	4,8 m EUR
Unit value	19,6719
Management fee	up to 0,80%
Depository fee	0,08%
Launch date	9.2.2022

## Top 10 holdings

Ticker	Issuer	% NAV
KRKG SV	KRKA	30,99%
PETG SV	PETROL	18,92%
NLBR SV	NOVA LJUBLJANSKA BANKA	14,17%
ZVTG SV	ZAVAROVALNICA TRIGLAV D.D.	10,02%
POSR SV	REINSURANCE CO SAVA LTD	5,66%
LKPG SV	LUKA KOPER	4,24%
CICG SV	CINKARNA CELJE	4,03%
TLSG SV	TELEKOM SLOVENIJE	3,72%
SALR SV	SALUS DD	2,44%
UKIG SV	UNIOR D.D.	0,17%
<b>Top 10 total</b>		<b>94,36%</b>

## Risk / reward profile\*



\* Risk / reward profile is not guaranteed and is subject to change.

## Market type exposure\*

Regulated markets of member states	100,00%
Regulated markets other countries	0,00%
Recently issued securities	0,00%
Unlisted securities	0,00%

\*Percentage share of securities in the Fund's net assets, grouped according to legally defined categories.

## Important information

On the reporting date all securities in the Fund's portfolio are valued at market price.

This report has been prepared for information purposes based on data available and known to INTERCAPITAL ASSET MANAGEMENT d.o.o. at the time of its preparation and publication and as such is subject to change and does not constitute an offer to purchase shares in the Fund, nor can the information contained in this report be considered an investment recommendation. For detailed information on the conditions, characteristics and risks of investing in the Fund, please read the Prospectus, the Fund's Rules and Key Information for Investors, as well as the method of calculating the Fund's indicators on the company's website ([www.icam.hr](http://www.icam.hr)).