

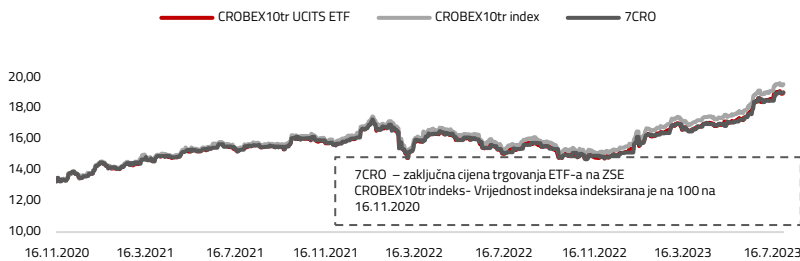
Investicijski cilj i strategija

InterCapital CROBEX10tr UCITS ETF je indeksni dionički otvoreni investicijski fond s javnom ponudom kojim se trguje na burzi. ETF za investicijski cilj ima repliciranje strukture i izvedbe indeksa Zagrebačke burze CROBEX10tr koji se koristi kao referentna vrijednost (benchmark) za vrednovanje povrata koji ostvaruje ETF. Strategija ETF-a je omogućiti ulagačima povrat na ulaganje što sličniji povratu referentnog indeksa, uz što manju grešku praćenja, tako da ulagač s malim iznosom ulaganja sudjeluje u izvedbi diversificiranog portfelja najkvalitetnijih dionica Zagrebačke burze.

O CROBEX10tr indeksu

CROBEX 10tr je indeks ukupnog prinosa kod kojeg su dividende uključene u izračun. Indeks se sastoji od 10 dionica sa Zagrebačke burze s najvećom free float tržišnom kapitalizacijom i volumenom trgovanja. Više o sastavnicama CROBEX10tr indeksa možete naći na www.zse.hr.

Kretanje vrijednosti udjela / ETF-a / CROBEX10tr indeksa



	1 mj.	3 mj.	12 mj.	2023.	2022.	2021.	2020.*	Osnutak**	PGP
CROBEX10tr UCITS ETF	3,41%	12,91%	24,06%	25,35%	-6,42%	17,83%	3,74%	43,38%	14,27%
CROBEX10tr indeks	3,50%	13,20%	25,32%	26,08%	-5,49%	18,95%	3,99%	45,99%	15,44%
7CRO	2,32%	12,43%	23,41%	25,58%	-5,99%	16,93%	3,70%	43,16%	14,20%

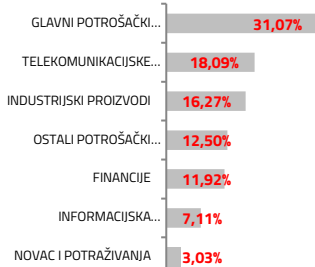
Baza za izračun prinosa CROBEX10tr UCITS ETF-a je cijena udjela fonda (NAV), te za 7CRO zaključna cijena trgovanja ETF-om na ZSE. Prikazani povijesni prinosi imaju informativan karakter, rezultat su poslovanja Fonda u proteklim razdobljima i ne predstavljaju indikaciju te nemaju nikakav utjecaj na buduće rezultate poslovanja Fonda.

*Prinos za 2020. godinu izračunat je od početka rada fonda 17.11.2020.

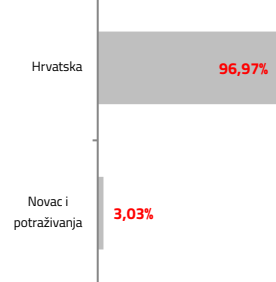
**Prinosi od osnutka su izračunati od početka rada fonda 17.11.2020.

PGP- Prinos na godišnjoj razini, računa se po formuli Rgod = (Cijena na datum izvještaja / Cijena na početni datum perioda) ^ (365 / broj dana u periodu)

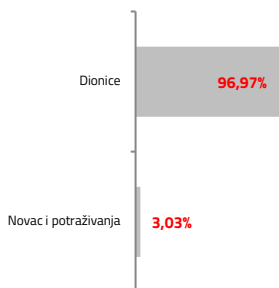
Sektorska izloženost



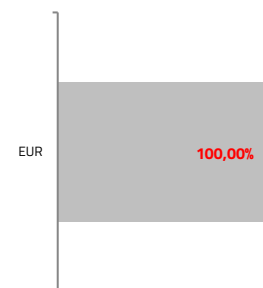
Geografska izloženost



Struktura imovine



Valutna izloženost



Pokazatelji fonda

Tracking difference	-1,02%
Tracking error volatility	0,05%
Total expense ratio	0,98%
Povrat na kapital u posljednjih 12 mjeseci (TTM ROE)	6,64%
Aktualni dividendni prinos indeksa	2,79%
Odnos cijene i zarade dionica indeksa u posljednjih 12 mjeseci (TTM P/E)	18,51

Osnovne informacije o fondu

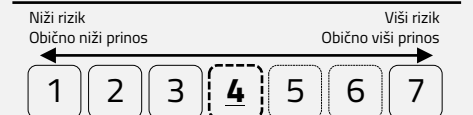
Društvo za upravljanje	InterCapital Asset Management d.o.o.
Vrsta fonda	UCITS
Domicilna država	Hrvatska
Depozitar	OTP bank d.d.
Održavatelj tržišta	INTERKAPITAL vrijednosni papiri d.o.o.
Ticker	7CRO
Tržište	Zagrebačka burza (ZSE)
Denominacija	EUR
Početna cijena udjela	13,27 EUR (100 HRK)
Neto imovina	3,79 m EUR (25,6 m HRK)
Cijena udjela	19,03 EUR
Naknada za upravljanje	do 0,80%
Naknada depozitaru	0,08%
Početak rada fonda	17.11.2020
ISIN	HRICAMFCR102
LEI	747800IO569M8TMGHZ84

*Prikazana cijena udjela je preračunata po službenom tečaju konverzije u iznosu od 1 EUR = 7,53450 HRK.

Top 10 pozicija

Oznaka	Izdavatelj	% NAV
PODR	PODRAVKA D.D.	21,62%
HT	HRVATSKI TELEKOM D.D.	18,10%
KOEI	KONČAR-ELEKTROIND. D.D.	14,44%
ADRS2	ADRS GRUPA D.D.	11,93%
RIVP	VALAMAR RIVIERA D.D.	9,58%
ATGR	ATLANTIC GRUPA D.D.	9,48%
ERNT	ERICSSON NIKOLA TESLA D.D.	4,86%
ARNT	ARENA HOSPITALITY GROUP D.D.	2,93%
ATPL	ATLANTSKA PLOVIDBA D.D.	2,26%
SPAN	SPAN D.D.	1,85%
Top 10 total		97,05%

Pokazatelj rizika*



* Kategorija/pokazatelj rizika fonda nije zajamčen te se može mijenjati tijekom vremena

Izloženost vrstama tržišta*

Uređena tržišta RH i države članice	100,00%
Uređena tržišta treće države	0,00%
Nedavno izdani vrijednosni papiri	0,00%
Neuvršteni vrijednosni papiri	0,00%

* Postotni udio prenosivih vrijednosnih papira (dionice, obveznice i srodni v.p.) u neto imovini Fonda, grupiranih prema zakonski definiranim kategorijama

Važne napomene

Na datum izrade mjesečnog izvještaja u portfelju fonda nema vrijednosnih papira vrednovanih metodom procjene.

Ovaj izvještaj pripremljen je u informativne svrhe na temelju podataka dostupnih i poznatih INTERCAPITAL ASSET MANAGEMENT d.o.o. u trenutku njegove izrade i objave i kao takav podložan je promjenama te ne predstavlja ponudu za kupnju udjela u Fondu, niti se podaci sadržani na ovom izvještaju mogu smatrati investicijskom preporukom. Za detaljne informacije o uvjetima, obilježjima i rizicima ulaganja u Fond molimo pročitajte Prospekt, Pravila Fonda te Dokument s ključnim informacijama kao i način izračuna Pokazatelja fonda na Internet stranici društva (www.icam.hr).

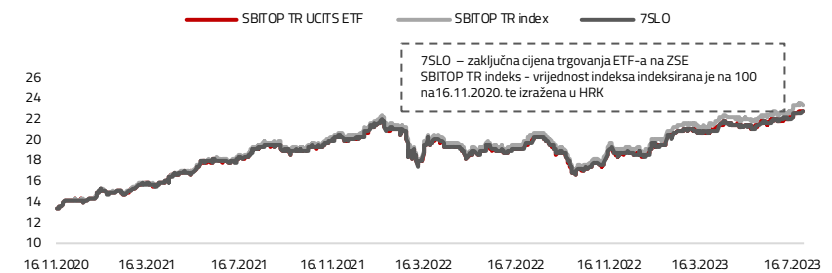
Investicijski cilj i strategija

InterCapital SBITOP TR UCITS ETF je indeksni dionički otvoreni investicijski fond s javnom ponudom kojim se trguje na burzi. ETF za investicijski cilj ima repliciranje strukture i izvedbe indeksa Ljubljanske burze SBITOP TR koji se koristi kao referentna vrijednost (benchmark) za vrednovanje povrata koji ostvaruje ETF. Strategija ETF-a je omogućiti ulagačima povrat na ulaganje što sličniji povratu referentnog indeksa, uz što manju grešku praćenja, tako da ulagač s malim iznosom ulaganja sudjeluje u izvedbi diversificiranog portfelja najkvalitetnijih dionica Ljubljanske burze.

O SBITOP TR indeksu

SBITOP TR je indeks ukupnog prinosa kod kojeg su dividende uključene u izračun. Indeks se sastoji od dionica sa Ljubljanske burze s najvećom free float tržišnom kapitalizacijom i volumenom trgovanja. Više o sastavnicama SBITOP TR indeksa možete naći na www.ljse.si.

Kretanje vrijednosti udjela / ETF-a / SBITOP TR indeksa



	1 mj.	3 mj.	12 mj.	2023.	2022.	2021.	2020.*	Osnutak**	PGP
SBITOP TR UCITS ETF	3,69%	5,50%	16,01%	23,65%	-11,30%	45,55%	7,02%	70,86%	21,91%
SBITOP TR indeks	3,85%	5,83%	17,55%	24,74%	-10,47%	47,24%	N/A	64,44%	21,25%
7SLO	3,42%	5,58%	15,72%	22,30%	-10,47%	45,71%	7,20%	71,03%	21,95%

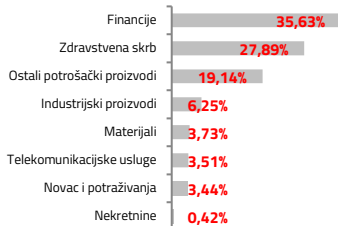
Baza za izračun prinosa SBITOP TR UCITS ETF-a je cijena udjela fonda (NAV), te za 7SLO zaključna cijena trgovanja ETF-om na ZSE. Prikazani povijesni prinosi imaju informativan karakter, rezultat su poslovanja Fonda u proteklim razdobljima i ne predstavljaju indicaciju te nemaju nikakav utjecaj na buduće rezultate poslovanja Fonda.

*Prinos za 2020. godinu izračunat je od početka rada fonda 17.11.2020.

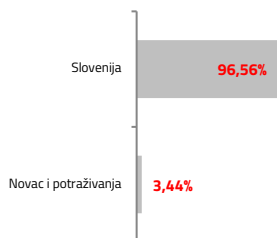
**Prinos od osnutka su izračunati od početka rada fonda 17.11.2020.

PGP- Prinos na godišnjoj razini, računa se po formuli $R_{god} = (Cijena\ na\ datum\ izvještaja / Cijena\ na\ početni\ datum\ perioda) ^ (365 / broj\ dana\ u\ periodu)$

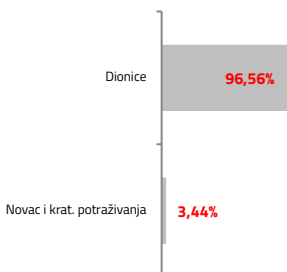
Sektorska izloženost




Geografska izloženost



Struktura imovine



Valutna izloženost



Pokazatelji fonda*

Tracking difference	-1,29%
Tracking error volatility	0,92%
Total expense ratio	0,97%
Povrat na kapital u posljednjih 12 mjeseci (TTM ROE)	10,38%
Aktualni dividendni prinos indeksa	5,69%

Odnos cijene i zarade dionica indeksa u posljednjih 12 mjeseci (TTM P/E) 9,06

Osnovne informacije o fondu

Društvo za upravljanje	InterCapital Asset Management d.o.o.
Vrsta fonda	UCITS ETF
Domicilna država	Hrvatska
Depozitar	OTP bank d.d.
Održavatelj tržišta	INTERKAPITAL vrijednosni papiri d.o.o.
Ticker	7SLO
Tržište	Zagrebačka burza (ZSE)
Denominacija	EUR (HRK do 31.12.2022.)
Početna cijena udjela	13,27 EUR (100 HRK)
Neto imovina	6,55 m EUR (48,6m HRK)
Cijena udjela*	22,68 EUR (170,88 HRK)
Naknada za upravljanje	0,70%
Naknada depozitaru	0,08%
Početak rada fonda	17. studeni 2020.
ISIN	HRICAMF5BI06
LEI	74780080W356FMMSYB23

*Prikazana cijena udjela je preračunata po službenom tečaju konverzije u iznosu od 1 EUR = 7,53450 HRK.

Top 10 pozicija

Oznaka	Izdavatelj	% NAV
KRKG SV	KRKA	28,20%
NLBR SV	NOVA LJUBLJANSKA BANKA	19,54%
PETG SV	PETROL	19,35%
ZVTG SV	ZAVAROVALNICA TRIGLAV	9,93%
POSR SV	REINSURANCE CO SAVA LTD	6,56%
LKPG SV	LUKA KOPER	6,32%
CICG SV	CINKARNA CELJE	3,77%
TLSG SV	TELEKOM SLOVENIJE	3,55%
EQNX SV	EQUINOX NEPREMICNINE	0,43%

Top 10 total 97,65%

Pokazatelj rizika*



* Kategorija/pokazatelj rizika fonda nije zajamčen te se može mijenjati tijekom vremena

Izloženost vrstama tržišta*

Uređena tržišta RH i države članice	100,00%
Uređena tržišta treće države	0,00%
Nedavno izdani vrijednosni papiri	0,00%
Neuvršteni vrijednosni papiri	0,00%

* Postotni udio prenosivih vrijednosnih papira (dionice, obveznice i sredni v.p.) u neto imovini Fonda, grupiranih prema zakonski definiranim kategorijama

Važne napomene

Na datum izrade mjesečnog izvještaja u portfelju fonda nema vrijednosnih papira vrednovanih metodom procjene.

Ovaj izvještaj pripremljen je u informativne svrhe na temelju podataka dostupnih i poznatih INTERCAPITAL ASSET MANAGEMENT d.o.o. u trenutku njegove izrade i objave i kao takav podložan je promjenama te ne predstavlja ponudu za kupnju udjela u Fondu, niti se podaci sadržani na ovom izvještaju mogu smatrati investicijskom preporukom. Za detaljne informacije o uvjetima, obilježjima i rizicima ulaganja u Fond molimo pročitajte Prospekt, Pravila Fonda te Dokument s ključnim informacijama kao i način izračuna Pokazatelja fonda na Internet stranici društva (www.icam.hr).

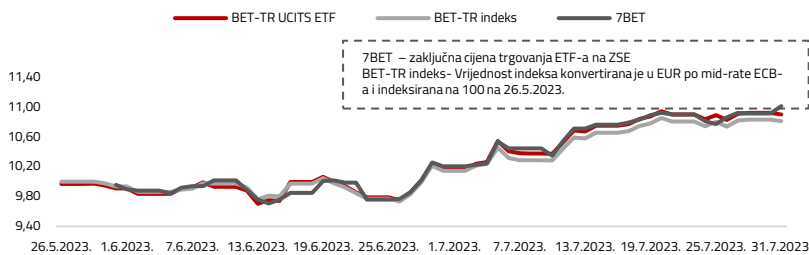
Investicijski cilj i strategija

InterCapital BET-TR UCITS ETF je indeksni dionički otvoreni investicijski fond s javnom ponudom kojim se trguje na burzi. ETF za investicijski cilj ima repliciranje strukture i izvedbe indeksa Bukureštanske burze BET-TR koji se koristi kao referentna vrijednost (benchmark) za vrednovanje povrata koji ostvaruje ETF. Strategija ETF-a je omogućiti ulagačima povrat na ulaganje što sličniji povratu referentnog indeksa, uz što manju grešku praćenja, tako da ulagač s malim iznosom ulaganja sudjeluje u izvedbi diversificiranog portfelja najkvalitetnijih dionica Bukureštanske burze.

O BET-TR indeksu

BET-TR je indeks ukupnog prinosa kod kojeg su dividende uključene u izračun. Indeks se sastoji od najmanje 10, a najviše 20 dionica sa Bukureštanske burze. Dionice koje su u sastavu BET-TR indeksa u pravilu su najlikvidnije dionice na rumunjskom tržištu kapitala. Više o sastavnicama BET-TR indeksa možete naći na www.byb.ro

Kretanje vrijednosti udjela / ETF-a / BET-TR indeksa



	1 mj.	2023.*	Od osnutka*
BET-TR UCITS ETF	7,22%	9,39%	9,39%
BET-TR indeks	6,57%	8,16%	8,16%
7BET	7,93%	10,51%	10,51%

Baza za izračun prinosa BET-TR UCITS ETF-a je cijena udjela fonda (NAV), te za 7BET zaključna cijena trgovanja ETF-om na ZSE. Prikazani povijesni prinosi imaju informativan karakter, rezultat su poslovanja Fonda u proteklim razdobljima i ne predstavljaju indikaciju te nemaju nikakav utjecaj na buduće rezultate poslovanja Fonda.

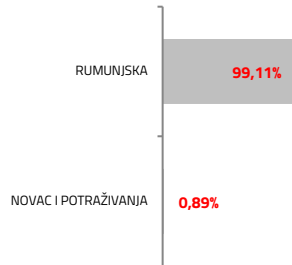
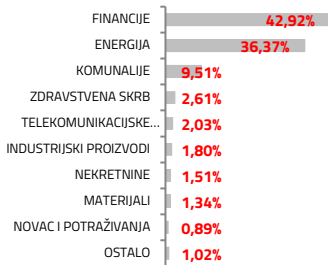
*Prinos za 2023. godinu izračunat je od početka rada fonda 26.5.2023.

**Prinosi od osnutka su izračunati od početka rada fonda 26.5.2023.

PGP- Prinos na godišnjoj razini, računa se po formuli $R_{god} = (Cijena\ na\ datum\ izvještaja / Cijena\ na\ početni\ datum\ perioda) ^ (365 / broj\ dana\ u\ periodu)$

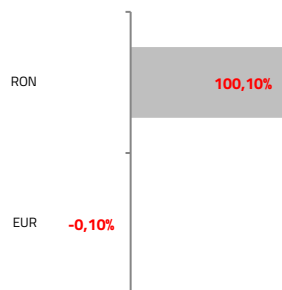
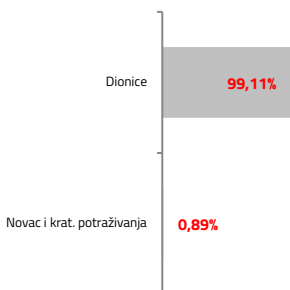
Sektorska izloženost

Geografska izloženost



Struktura imovine

Valutna izloženost



Pokazatelji fonda

Tracking difference	1,17%
Tracking error volatility	1,28%
Total expense ratio	0,97%
Povrat na kapital u posljednjih 12 mjeseci (TTM ROE)	17,73%
Aktualni dividendni prinos indeksa	3,38%
Odnos cijene i zarade dionica indeksa u posljednjih 12 mjeseci (TTM P/E)	8,34

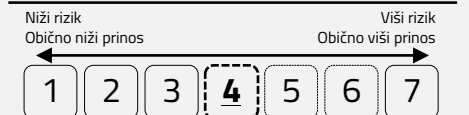
Osnovne informacije o fondu

Društvo za upravljanje	InterCapital Asset Management d.o.o.
Vrsta fonda	UCITS ETF
Domicilna država	Hrvatska
Depozitar	OTP bank d.d.
Održavatelj tržišta	INTERKAPITAL VP d.o.o.
Tickler	7BET
Tržište	ZSE
Denominacija	OTP bank d.d.
Početna cijena udjela	10
Neto imovina	5,69 m EUR
Cijena udjela	10,9084
Naknada za upravljanje	do 0,80%
Naknada depozitaru	0,08%
Početak rada fonda	26.5.2023
ISIN	HRICAMFBETR5
LEI	74780070L20RKZYPML58

Top 10 pozicija

Oznaka	Izdavatelj	% NAV
TLV RO	BANCA TRANSILVANIA	20,59%
FP RO	SC FONDUL PROPRIETATEA SA	15,69%
H2O RO	S.P.E.E.H. HIDROELECTRICA S.A.	14,77%
SNP RO	OMV PETROM SA	14,77%
SNG RO	SOCIETATEA NATIONALA DE GAZE	6,87%
BRD RO	BRD-GROUPE SOCIETE GENERALE	5,99%
SNN RO	SOCIETATEA NATIONALA NUCLEAR	3,98%
M RO	MED LIFE SA	2,61%
TGN RO	TRANSGAZ SA MEDIAS	2,52%
DIGI RO	DIGI COMMUNICATIONS NV	2,03%
Top 10 total		89,82%

Pokazatelj rizika*



* Kategorija/pokazatelj rizika fonda nije zajamčen te se može mijenjati tijekom vremena

Izloženost vrstama tržišta*

Uređena tržišta RH i države članice	100,00%
Uređena tržišta treće države	0,00%
Nedavno izdani vrijednosni papiri	0,00%
Neuvršteni vrijednosni papiri	0,00%

* Postotni udio prenosivih vrijednosnih papira (dionice, obveznice i srodni v.p.) u neto imovini Fonda, grupiranih prema zakonski definiranim kategorijama

Važne napomene

Na datum izrade mjesečnog izvještaja u portfelju fonda nema vrijednosnih papira vrednovanih metodom procjene.

Ovaj izvještaj pripremljen je u informativne svrhe na temelju podataka dostupnih i poznatih INTERCAPITAL ASSET MANAGEMENT d.o.o. u trenutku njegove izrade i objave i kao takav podložan je promjenama te ne predstavlja ponudu za kupnju udjela u Fondu, niti se podaci sadržani na ovom izvještaju mogu smatrati investicijskom preporukom. Za detaljne informacije o uvjetima, obilježjima i rizicima ulaganja u Fond molimo pročitajte Prospekt, Pravila Fonda te Dokument s ključnim informacijama kao i način izračuna Pokazatelja fonda na Internet stranici društva (www.icam.hr).

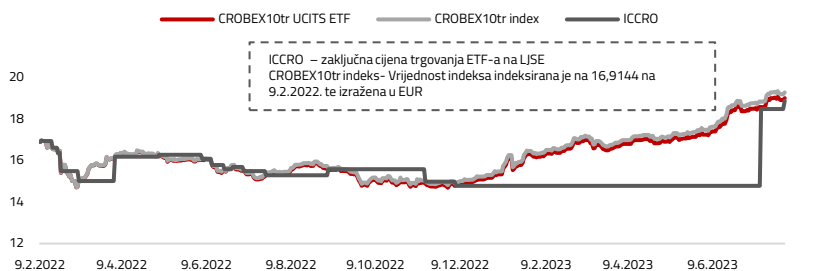
Investicijski cilj i strategija

InterCapital CROBEX10tr UCITS ETF je indeksni dionički otvoreni investicijski fond s javnom ponudom kojim se trguje na burzi. ETF za investicijski cilj ima repliciranje strukture i izvedbe indeksa Zagrebačke burze CROBEX10tr koji se koristi kao referentna vrijednost (benchmark) za vrednovanje povrata koji ostvaruje ETF. Strategija ETF-a je omogućiti ulagačima povrat na ulaganje što sličniji povratu referentnog indeksa, uz što manju grešku praćenja, tako da ulagač s malim iznosom ulaganja sudjeluje u izvedbi diversificiranog portfelja najkvalitetnijih dionica Zagrebačke burze.

O CROBEX10tr indeksu

CROBEX 10tr je indeks ukupnog prinosa kod kojeg su dividende uključene u izračun. Indeks se sastoji od 10 dionica sa Zagrebačke burze s najvećom free float tržišnom kapitalizacijom i volumenom trgovanja. Više o sastavnicama CROBEX10tr indeksa možete naći na www.zse.hr.

Kretanje vrijednosti udjela / ETF-a / CROBEX10tr indeksa



	1 mj.	3 mj.	12 mj.	2023.	2022.*	2021.	Osnutak**	PGP
CROBEX10tr UCITS ETF	3,41%	12,91%	23,73%	25,35%	-10,24%	N/A	12,51%	8,34%
CROBEX10tr indeks	3,50%	13,20%	24,93%	26,10%	-9,46%	4,183%	14,17%	9,43%
ICCRO	27,70%	27,70%	23,53%	8,63%	-12,89%	N/A	11,24%	7,51%

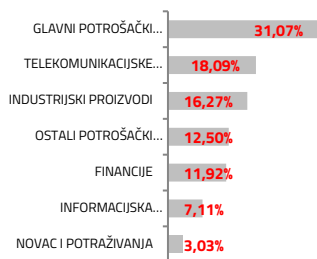
Baza za izračun prinosa CROBEX10tr UCITS ETF-a je cijena udjela fonda (NAV), te za ICCRO zaključna cijena trgovanja ETF-om na LJSE.

Prikazani povijesni prinosi imaju informativan karakter, rezultat su poslovanja Fonda u proteklim razdobljima i ne predstavljaju indikaciju te nemaju nikakav utjecaj na buduće rezultate poslovanja Fonda.

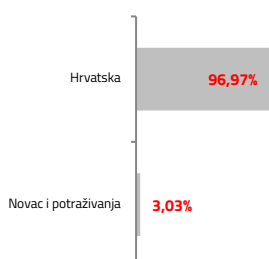
*Prinos za 2022. godinu izračunat je od početka rada fonda 9.2.2022.

**Prinosi od osnutka su izračunati od početka rada fonda 9.2.2022.

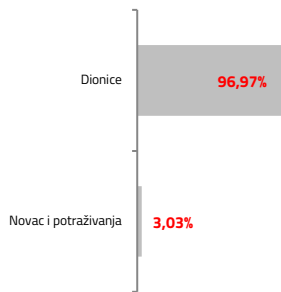
Sektorska izloženost




Geografska izloženost



Struktura imovine



Valutna izloženost



Pokazatelji fonda

Tracking difference	-1,02%
Tracking error volatility	0,05%
Total expense ratio	0,93%

Povrat na kapital u posljednjih 12 mjeseci (TTM ROE)	6,64%
Aktualni dividendni prinos indeksa	2,79%
Odnos cijene i zarade dionica indeksa u posljednjih 12 mjeseci (TTM P/E)	18,51

Osnovne informacije o fondu

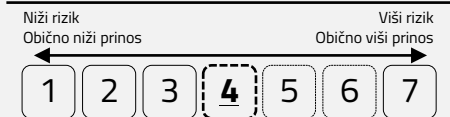
Društvo za upravljanje	InterCapital Asset Management d.o.o.
Vrsta fonda	UCITS
Domicilna država	Hrvatska
Depozitar	OTP bank d.d.
Državatelj tržišta	INTERKAPITAL vrijednosni papiri d.o.o.
Ticker	ICCRO
Tržište	Ljubljanska burza (LJSE)
Denominacija	EUR
Početna cijena udjela	16,9144
Neto imovina	3,79 m EUR
Cijena udjela	19,0299
Naknada za upravljanje	do 0,80%
Naknada depozitaru	0,08%
Početak rada fonda	9. veljače 2022.
ISIN	HRICAMFC10B6
LEI	747800I0569M8TMGHZ84

Top 10 pozicija

Oznaka	Izdavatelj	% NAV
PODR	PODRAVKA D.D.	21,62%
HT	HRVATSKI TELEKOM D.D.	18,10%
KOEI	KONČAR-ELEKTROIND. D.D.	14,44%
ADRS2	ADRIS GRUPA D.D.	11,93%
RIVP	VALAMAR RIVIERA D.D.	9,58%
ATGR	ATLANTIC GRUPA D.D.	9,48%
ERNT	ERICSSON NIKOLA TESLA D.D.	4,86%
ARNT	ARENA HOSPITALITY GROUP D.D.	2,93%
ATPL	ATLANTSKA PLOVIDBA D.D.	2,26%
SPAN	SPAN D.D.	1,85%

Top 10 total 97,05%

Pokazatelj rizika*



* Kategorija/pokazatelj rizika fonda nije zajamčen te se može mijenjati tijekom vremena

Izloženost vrstama tržišta*

Uređena tržišta RH i države članice	100,00%
Uređena tržišta treće države	0,00%
Nedavno izdani vrijednosni papiri	0,00%
Neuvršteni vrijednosni papiri	0,00%

* Postotni udio prenosivih vrijednosnih papira (dionice, obveznice i srodni v.p.) u neto imovini Fonda, grupiranih prema zakonski definiranim kategorijama

Važne napomene

Na datum izrade mjesečnog izvještaja u portfelju fonda nema vrijednosnih papira vrednovanih metodom procjene.

Ovaj izvještaj pripremljen je u informativne svrhe na temelju podataka dostupnih i poznatih INTERCAPITAL ASSET MANAGEMENT d.o.o. u trenutku njegove izrade i objave i kao takav podložan je promjenama te ne predstavlja ponudu za kupnju udjela u Fondu, niti se podaci sadržani na ovom izvještaju mogu smatrati investicijskom preporukom. Za detaljne informacije o uvjetima, obilježjima i rizicima ulaganja u Fond molimo pročitajte Prospekt, Pravila Fonda te Dokument s ključnim informacijama kao i način izračuna Pokazatelja fonda na Internet stranici društva (www.icam.hr).

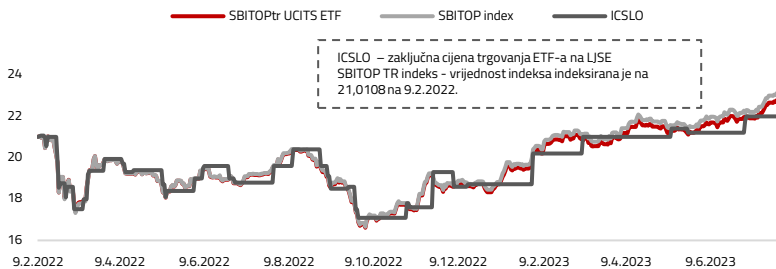
Investicijski cilj i strategija

InterCapital SBITOP TR UCITS ETF je indeksni dionički otvoreni investicijski fond s javnom ponudom kojim se trguje na burzi. ETF za investicijski cilj ima repliciranje strukture i izvedbe indeksa Ljubljanske burze SBITOP TR koji se koristi kao referentna vrijednost (benchmark) za vrednovanje povrata koji ostvaruje ETF. Strategija ETF-a je omogućiti ulagačima povrat na ulaganje što sličniji povratu referentnog indeksa, uz što manju grešku praćenja, tako da ulagač s malim iznosom ulaganja sudjeluje u izvedbi diversificiranog portfelja najkvalitetnijih dionica Ljubljanske burze.

O SBITOP TR indeksu

SBITOP TR je indeks ukupnog prinosa kod kojeg su dividende uključene u izračun. Indeks se sastoji od dionica sa Ljubljanske burze s najvećom free float tržišnom kapitalizacijom i volumenom trgovanja. Više o sastavnicama SBITOP TR indeksa možete naći na www.ljse.si.

Kretanje vrijednosti udjela / ETF-a / SBITOP TR indeksa



	1 mj.	3 mj.	12 mj.	2023.	2022.*	2021.	Osnutak**	PGP
SBITOP TR UCITS ETF	3,69%	5,50%	15,69%	23,65%	-12,71%	N/A	7,93%	5,32%
SBITOP TR index	3,85%	5,83%	17,19%	24,78%	-12,19%	47,24%	9,57%	6,41%
ICSLO	3,77%	4,76%	12,24%	17,58%	-11,07%	N/A	4,56%	3,08%

Baza za izračun prinosa SBITOP TR UCITS ETF-a je cijena udjela fonda (NAV), te za ICSLO zaključna cijena trgovanja ETF-om na LJSE. Prikazani povijesni prinosi imaju informativan karakter, rezultat su poslovanja Fonda u proteklim razdobljima i ne predstavljaju indicaciju te nemaju nikakav utjecaj na buduće rezultate poslovanja Fonda.

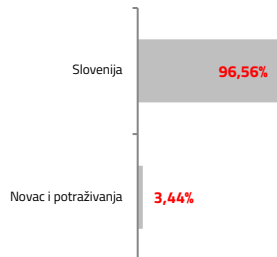
*Prinos za 2022. godinu izračunat je od početka rada fonda 9.2.2022.

**Prinosi od osnutka su izračunati od početka rada fonda 9.2.2022.

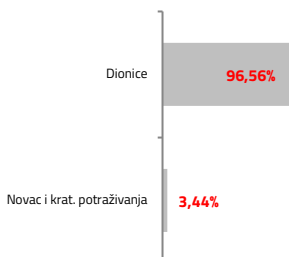
Sektorska izloženost



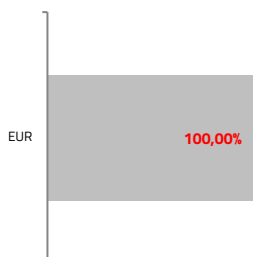
Geografska izloženost



Struktura imovine



Valutna izloženost



Pokazatelji fonda*

Tracking difference	-1,29%
Tracking error volatility	0,92%
Total expense ratio	0,97%
Povrat na kapital u posljednjih 12 mjeseci (TTM ROE)	10,38%
Aktualni dividendni prinos indeksa	5,69%
Odnos cijene i zarade dionica indeksa u posljednjih 12 mjeseci (TTM P/E)	9,06

Osnovne informacije o fondu

Društvo za upravljanje	InterCapital Asset Management d.o.o.
Vrsta fonda	UCITS ETF
Domicilna država	Hrvatska
Depozitar	OTP bank d.d.
Održavatelj tržišta	INTERKAPITAL vrijednosni papiri d.o.o.
Ticker	ICSLO
Tržište	Ljubljanska burza (LJSE)
Denominacija	EUR
Početna cijena udjela	21,0108
Neto imovina	6,55 m EUR
Cijena udjela	22,6764
Naknada za upravljanje	0,70%
Naknada depozitaru	0,08%
Početak rada fonda	9. veljače 2022.
ISIN	HRICAMFSBIB2
LEI	74780080W356FMM5YB23

Top 10 pozicija

Oznaka	Izdavatelj	% NAV
KRKG SV	KRKA	28,20%
NLBR SV	NOVA LJUBLJANSKA BANKA	19,54%
PETG SV	PETROL	19,35%
ZVTG SV	ZAVAROVALNICA TRIGLAV	9,93%
POSR SV	REINSURANCE CO SAVA LTD	6,56%
LKPG SV	LUKA KOPER	6,32%
CICG SV	CINKARNA CELJE	3,77%
TLSG SV	TELEKOM SLOVENIJE	3,55%
EQNX SV	EQUINOX NEPREMICNINE	0,43%

Top 10 total 97,65%

Pokazatelj rizika*



* Kategorija/pokazatelj rizika fonda nije zajamčen te se može mijenjati tijekom vremena

Izloženost vrstama tržišta*

Uređena tržišta RH i države članice	100,00%
Uređena tržišta treće države	0,00%
Nedavno izdani vrijednosni papiri	0,00%
Neuvršteni vrijednosni papiri	0,00%

* Postotni udio prenosivih vrijednosnih papira (dionice, obveznice i srodni v.p.) u neto imovini Fonda, grupiranih prema zakonski definiranim kategorijama

Važne napomene

Na datum izrade mjesečnog izvještaja u portfelju fonda nema vrijednosnih papira vrednovanih metodom procjene.

Ovaj izvještaj pripremljen je u informativne svrhe na temelju podataka dostupnih i poznatih INTERCAPITAL ASSET MANAGEMENT d.o.o. u trenutku njegove izrade i objave i kao takav podložan je promjenama te ne predstavlja ponudu za kupnju udjela u Fondu, niti se podaci sadržani na ovom izvještaju mogu smatrati investicijskom preporukom. Za detaljne informacije o uvjetima, obilježjima i rizicima ulaganja u Fond molimo pročitajte Prospekt, Pravila Fonda te Dokument s ključnim informacijama kao i način izračuna Pokazatelja fonda na Internet stranici društva (www.icam.hr).

InterCapital CROBEX10tr

Unit Class A - UCITS ETF



July 2023.

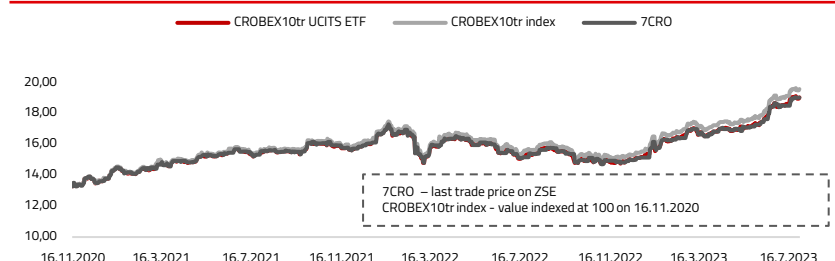
Investment goal and strategy

InterCapital CROBEX10tr UCITS ETF is an open-ended equity UCITS fund with public offering traded on a stock exchange. The investment goal of the ETF is to replicate the structure and performance of the Zagreb Stock Exchange CROBEX10tr index, which is used as a benchmark to evaluate the return realized by the ETF. The ETF's goal is to enable investors to achieve the return as similar as possible to the return of the reference index, with minimum tracking difference so the investor with a small investment participates in a diversified portfolio of the best stocks on the Zagreb Stock Exchange.

About CROBEX10tr index

CROBEX 10tr is a total return index with dividends taken into calculation. Index is composed of 10 stocks listed on Zagreb Stock Exchange with the largest free float market capitalization and highest trading volume. More information on index composition is available at www.zse.hr.

Unit value/ ETF / CROBEX10tr index



	1 mj.	3 mj.	12 mj.	2023.	2022.	2021.	2020.*	Inception**	PGP
CROBEX10tr UCITS ETF	3,41%	12,91%	24,06%	25,35%	-6,42%	17,83%	3,74%	43,38%	14,27%
CROBEX10tr indeks	3,50%	13,20%	25,32%	26,08%	-5,49%	18,95%	3,99%	45,99%	15,44%
7CRO	2,32%	12,43%	23,41%	25,58%	-5,99%	16,93%	3,70%	43,16%	14,20%

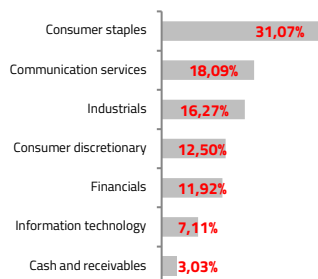
The basis for calculating the return of the CROBEX10tr UCITS ETF is the fund's unit price (NAV), and for 7CRO the closing price of ETF trading on the ZSE. The presented historical returns have an informative character, are the result of the Fund's performance in previous periods and do not represent an indication and do not have any impact on the future results of the Fund's performance.

*2020 return is calculated since 17.11.2020.

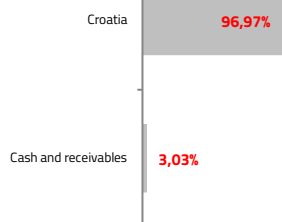
**Return since inception is calculated since 17.11.2020.

AVG - average annual return is calculated as $CAGR = (\text{Current unit value} / \text{Initial unit value})^{1/n}$ (365 / number of days)

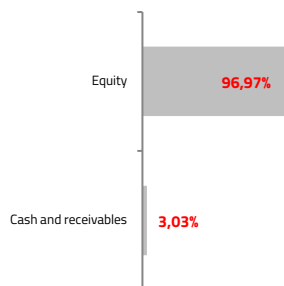
Sector breakdown




Geographic breakdown



Asset structure



Currency exposure



Fund and index characteristics

Tracking difference	-1,02%
Tracking error volatility	0,05%
Total expense ratio	0,98%
TTM ROE	6,64%
Dividend yield	2,79%
TTM P/E	18,51

Key fund information

Asset management company	InterCapital Asset Management Ltd.
Fund type	UCITS
Country of domicile	Croatia
Depository bank	OTP bank d.d.
Market maker	INTERKAPITAL Securities Ltd.
Ticker	7CRO
Listed on	Zagreb Stock Exchange
Share class currency	EUR (HRK until 31.12.2022.)
Initial unit value	13,27 EUR (100 HRK)
Net asset	3,79 m EUR (25,6 m HRK)
Unit value*	19,03 EUR
Management fee	up to 0,80%
Depository fee	0,08%
Launch date	17.11.2020
ISIN	HRICAMFCR102
LEI	747800IO569M8TMGHZ84

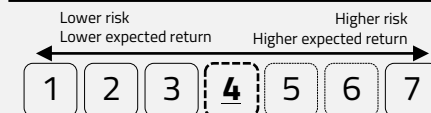
*HRK unit value is converted using official exchange rate of 1 EUR= 7,53450 HRK.

Top 10 holdings

Ticker	Issuer	% NAV
PODR	PODRAVKA D.D.	21,62%
HT	HRVATSKI TELEKOM D.D.	18,10%
KOEI	KONČAR-ELEKTROIND. D.D.	14,44%
ADRS2	ADRS GRUPA D.D.	11,93%
RIVP	VALAMAR RIVIERA D.D.	9,58%
ATGR	ATLANTIC GRUPA D.D.	9,48%
ERNT	ERICSSON NIKOLA TESLA D.D.	4,86%
ARNT	ARENA HOSPITALITY GROUP D.D.	2,93%
ATPL	ATLANTSKA PLOVIDBA D.D.	2,26%
SPAN	SPAN D.D.	1,85%

Top 10 total 97,05%

Risk / reward profile*



* Risk / reward profile is not guaranteed and is subject to change.

Market type exposure*

Regulated markets of member states	100,00%
Regulated markets other countries	0,00%
Recently issued securities	0,00%
Unlisted securities	0,00%

*Percentage share of securities in the Fund's net assets, grouped according to legally defined categories.

Important information

On the reporting date all securities in the Fund's portfolio are valued at market price.

This report has been prepared for information purposes based on data available and known to INTERCAPITAL ASSET MANAGEMENT d.o.o. at the time of its preparation and publication and as such is subject to change and does not constitute an offer to purchase shares in the Fund, nor can the information contained in this report be considered an investment recommendation. For detailed information on the conditions, characteristics and risks of investing in the Fund, please read the Prospectus, the Fund's Rules and Key Information for Investors, as well as the method of calculating the Fund's Indicators on the company's website (www.icam.hr).

InterCapital SBITOP TR

Unit Class A - UCITS ETF



July 2023.

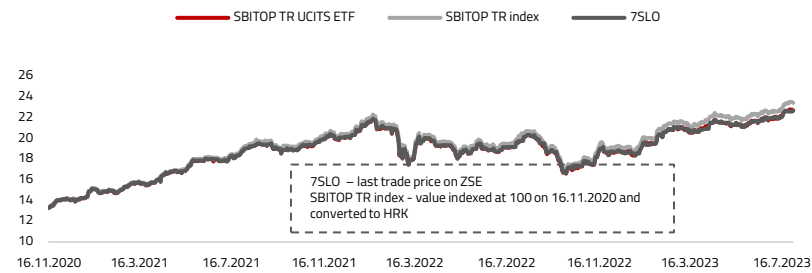
Investment goal and strategy

InterCapital SBITOP TR UCITS ETF is an open-ended equity UCITS fund with public offering traded on a stock exchange. The investment goal of the ETF is to replicate the structure and performance of the Ljubljana Stock Exchange SBITOP TR index, which is used as a benchmark to evaluate the return realized by the ETF. The ETF's goal is to enable investors to achieve the return as similar as possible to the return of the reference index, with minimum tracking difference so the investor with a small investment participates in a diversified portfolio of the best stocks on the Ljubljana Stock Exchange.

About SBITOP TR index

SBITOP TR is a total return index with dividends taken into calculation. Index is composed of stocks listed on Ljubljana Stock Exchange with the largest free float market capitalization and highest trading volume. More information on index composition is available at www.ljse.si.

Unit value/ ETF / SBITOP TR index



	1 M	3 M	12 M	2023.	2022.	2021.	2020.*	Inception**	AVG
SBITOP TR UCITS ETF	3,69%	5,50%	16,01%	23,65%	-11,30%	45,55%	7,02%	70,86%	21,91%
SBITOP TR index	3,85%	5,83%	17,55%	24,74%	-10,47%	47,24%	N/A	64,44%	21,25%
7SLO	3,42%	5,58%	15,72%	22,30%	-10,47%	45,71%	7,20%	71,03%	21,95%

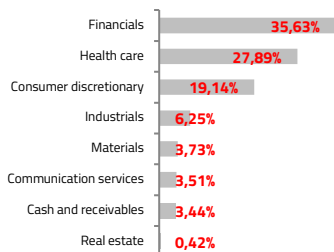
The basis for calculating the return of the SBITOPtr UCITS ETF is the fund's unit price (NAV), and for 7SLO the closing price of ETF trading on the ZSE. The presented historical returns have an informative character, are the result of the Fund's performance in previous periods and do not represent an indication and do not have any impact on the future results of the Fund's performance.

*2020 return is calculated since 17.11.2020.

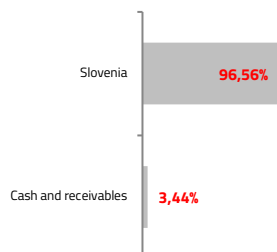
**Return since inception is calculated since 17.11.2020.

AVG-- average annual return is calculated as $CAGR = (\text{Current unit value} / \text{Initial unit value})^{(365 / \text{number of days})}$

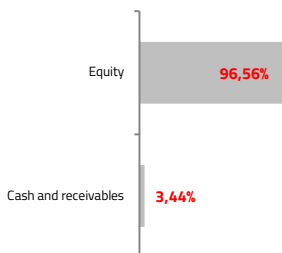
Sector breakdown



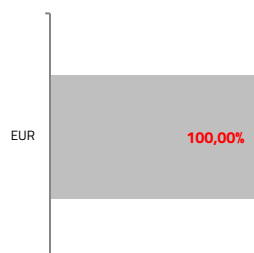
Geographic breakdown



Asset structure



Currency exposure



Fund and index characteristics

Tracking difference	-1,29%
Tracking error volatility	0,92%
Total expense ratio	0,97%
TTM ROE	10,38%
Dividend yield	5,69%
TTM P/E	9,06

Key fund information

Asset management company	InterCapital Asset Management Ltd.
Fund type	UCITS ETF
Country of domicile	Croatia
Depository bank	OTP bank d.d.
Market maker	INTERKAPITAL Securities Ltd.
Ticker	7SLO
Listed on	Zagreb Stock Exchange
Share class currency	EUR (HRK until 31.12.2022.)
Initial unit value	13,27 EUR (100 HRK)
Net asset	6,55 m EUR (48,6m HRK)
Unit value*	22,68 EUR (170,88 HRK)
Management fee	0,70%
Depository fee	0,08%
Launch date	17.11.2020
ISIN	HRICAMFSBI06
LEI	74780080W356FMM5YB23

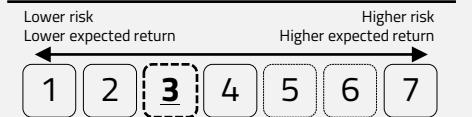
*HRK unit value is converted using official exchange rate of 1 EUR= 7,53450 HRK.

Top 10 holdings

Ticker	Issuer	% NAV
KRKG SV	KRKA	28,20%
NLBR SV	NOVA LJUBLJANSKA BANKA	19,54%
PETG SV	PETROL	19,35%
ZVTG SV	ZAVAROVALNICA TRIGLAV	9,93%
POSR SV	REINSURANCE CO SAVA LTD	6,56%
LKPG SV	LUKA KOPER	6,32%
CICG SV	CINKARNA CELJE	3,77%
TLSG SV	TELEKOM SLOVENIJE	3,55%
EQNX SV	EQUINOX NEPREMICNINE	0,43%

Top 10 total 97,65%

Risk / reward profile*



* Risk / reward profile is not guaranteed and is subject to change.

Market type exposure*

Regulated markets of member states	100,00%
Regulated markets other countries	0,00%
Recently issued securities	0,00%
Unlisted securities	0,00%

*Percentage share of securities in the Fund's net assets, grouped according to legally defined categories.

Important information

On the reporting date all securities in the Fund's portfolio are valued at market price.

This report has been prepared for information purposes based on data available and known to INTERCAPITAL ASSET MANAGEMENT d.o.o. at the time of its preparation and publication and as such is subject to change and does not constitute an offer to purchase shares in the Fund, nor can the information contained in this report be considered an investment recommendation. For detailed information on the conditions, characteristics and risks of investing in the Fund, please read the Prospectus, the Fund's Rules and Key Information for Investors, as well as the method of calculating the Fund's Indicators on the company's website (www.icam.hr).

InterCapital BET-TR

UCITS ETF



July 2023.

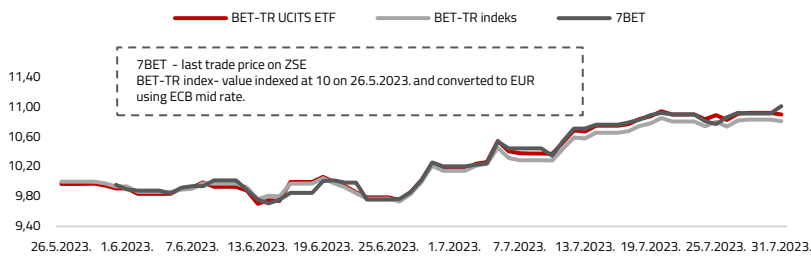
Investment goal and strategy

InterCapital BET-TR UCITS ETF is an open-ended equity UCITS fund with public offering traded on a stock exchange. The investment goal of the ETF is to replicate the structure and performance of the Bucharest Stock Exchange BET-TR index, which is used as a benchmark to evaluate the return realized by the ETF. The ETF's goal is to enable investors to achieve the return as similar as possible to the return of the reference index, with minimum tracking difference so the investor with a small investment participates in a diversified portfolio of the best stocks on the Bucharest Stock Exchange.

About BET-TR index

BET-TR 10tr is a total return indeks with dividends taken into calculation. Indeks is composed of minimum 10 and maximum of 20 stocks from Bucharest Stock Exchange. Included stocks are generally the most liquid on BSE. More information on indeks composition is available at www.bvb.ro

Unit value / ETF-a / BET-TR index

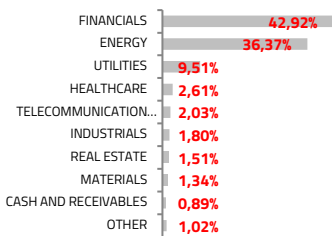


	1 mj.	2023.*	Inception*
BET-TR UCITS ETF	7,22%	9,39%	9,39%
BET-TR index	6,57%	8,16%	8,16%
7BET	7,93%	10,51%	10,51%

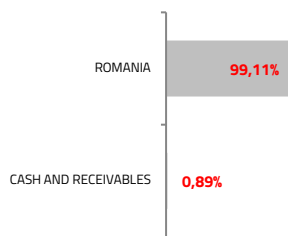
The basis for calculating the return of the BET-TR UCITS ETF is the fund's unit price (NAV), and for 7BET the closing price of ETF trading on the ZSE. The presented historical returns have an informative character, are the result of the Fund's performance in previous periods and do not represent an indication and do not have any impact on the future results of the Fund's performance.

*2023 return and return since inception is calculated since 26.5.2023.

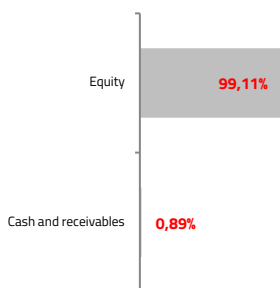
Sector breakdown



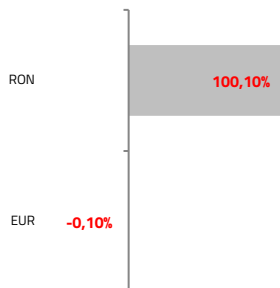
Geographic breakdown



Asset structure



Currency exposure



Fund and index characteristics

Tracking difference	1,17%
Tracking error volatility	1,28%
Total expense ratio	0,97%
TTM ROE	17,73%
Dividend yield	3,38%
TTM P/E	8,34

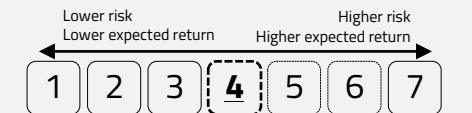
Key fund information

Asset management company	InterCapital Asset Management d.o.o.
Fund type	UCITS ETF
Country of domicile	Hrvatska
Depository bank	OTP bank d.d.
Market maker	INTERKAPITAL VP d.o.o.
Ticker	7BET
Listed on	ZSE
Share class currency	OTP bank d.d.
Initial unit value	10
Net asset	5,69 m EUR
Unit value	10,9084
Management fee	do 0,80%
Depository fee	0,08%
Launch date	26.5.2023
ISIN	HRICAMFBETR5
LEI	74780070L20RKZYPLM58

Top 10 holdings

Ticker	Issuer	% NAV
TLV RO	BANCA TRANSILVANIA	20,59%
FP RO	SC FONDUL PROPRIETATEA SA	15,69%
H2O RO	S.P.E.E.H. HIDROELECTRICA S.A.	14,77%
SNP RO	OMV PETROM SA	14,77%
SNG RO	SOCIETATEA NATIONALA DE GAZE	6,87%
BRD RO	BRD-GROUPE SOCIETE GENERALE	5,99%
SNN RO	SOCIETATEA NATIONALA NUCLEAR	3,98%
M RO	MED LIFE SA	2,61%
TGN RO	TRANSGAZ SA MEDIAS	2,52%
DIGI RO	DIGI COMMUNICATIONS NV	2,03%
Top 10 total		89,82%

Risk / reward profile*



* Risk / reward profile is not guaranteed and is subject to change.

Market type exposure*

Regulated markets of member states	100,00%
Regulated markets other countries	0,00%
Recently issued securities	0,00%
Unlisted securities	0,00%

*Percentage share of securities in the Fund's net assets, grouped according to legally defined categories.

Important information

On the reporting date all securities in the Fund's portfolio are valued at market price.

This report has been prepared for information purposes based on data available and known to INTERCAPITAL ASSET MANAGEMENT d.o.o. at the time of its preparation and publication and as such is subject to change and does not constitute an offer to purchase shares in the Fund, nor can the information contained in this report be considered an investment recommendation. For detailed information on the conditions, characteristics and risks of investing in the Fund, please read the Prospectus, the Fund's Rules and Key Information for Investors, as well as the method of calculating the Fund's Indicators on the company's website (www.icam.hr).

InterCapital CROBEX10tr

Unit Class B - UCITS ETF



July 2023.

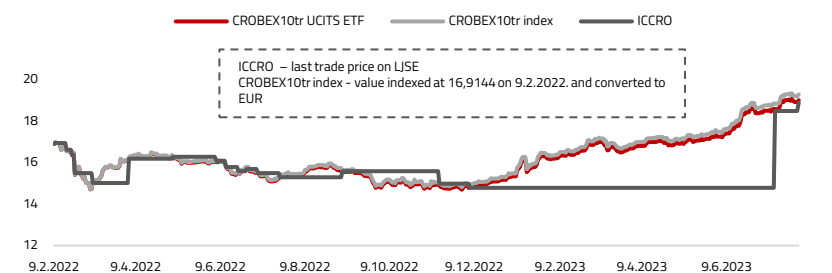
Investment goal and strategy

InterCapital CROBEX10tr UCITS ETF is an open-ended equity UCITS fund with public offering traded on a stock exchange. The investment goal of the ETF is to replicate the structure and performance of the Zagreb Stock Exchange CROBEX10tr index, which is used as a benchmark to evaluate the return realized by the ETF. The ETF's goal is to enable investors to achieve the return as similar as possible to the return of the reference index, with minimum tracking difference so the investor with a small investment participates in a diversified portfolio of the best stocks on the Zagreb Stock Exchange.

About CROBEX10tr index

CROBEX 10tr is a total return index with dividends taken into calculation. Index is composed of 10 stocks listed on Zagreb Stock Exchange with the largest free float market capitalization and highest trading volume. More information on index composition is available at www.zse.hr.

Unit value/ ETF / CROBEX10tr index



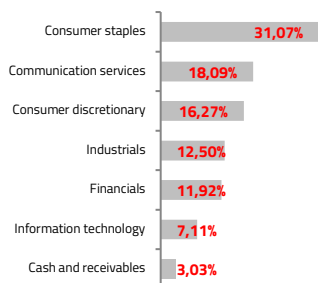
	1 mj.	3 mj.	12 mj.	2023.	2022.*	2021.	Inception**	PGP
CROBEX10tr UCITS ETF	3,41%	12,91%	23,73%	25,35%	-10,24%	N/A	12,51%	8,34%
CROBEX10tr indeks	3,50%	13,20%	24,93%	26,10%	-9,46%	4,183%	14,17%	9,43%
ICCR0	27,70%	27,70%	23,53%	8,63%	-12,89%	N/A	11,24%	7,51%

The basis for calculating the return of the CROBEX10tr UCITS ETF is the fund's unit price (NAV), and for ICCRO the closing price of ETF trading on the LSE. The presented historical returns have an informative character, are the result of the Fund's performance in previous periods and do not represent an indication and do not have any impact on the future results of the Fund's performance.

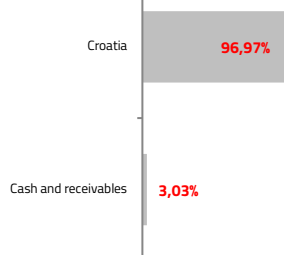
*2022 return is calculated since 9.2.2022.

**Return since inception is calculated since 9.2.2022.

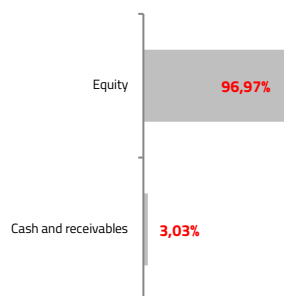
Sector breakdown



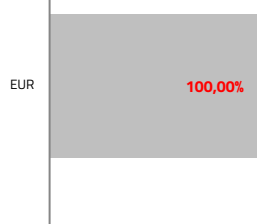
Geographic breakdown



Asset structure



Currency exposure



Fund and index characteristics

Tracking difference	-1,02%
Tracking error volatility	0,05%
Total expense ratio	0,93%
TTM ROE	6,64%
Dividend yield	2,79%
TTM P/E	18,51

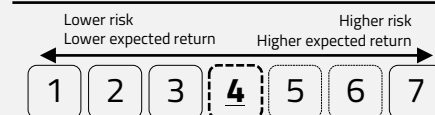
Key fund information

Asset management company	InterCapital Asset Management Ltd.
Fund type	UCITS
Country of domicile	Croatia
Depository bank	OTP bank d.d.
Market maker	INTERKAPITAL Securities Ltd.
Ticker	ICCR0
Listed on	Ljubljana Stock Exchange
Share class currency	EUR
Initial unit value	16,9144
Net asset	3,79 m EUR
Unit value	19,0299
Management fee	up to 0,80%
Depository fee	0,08%
Launch date	9.2.2022
ISIN	HRICAMF10B6
LEI	74780010569M8TMGHZ84

Top 10 holdings

Ticker	Issuer	% NAV
PODR	PODRAVKA D.D.	21,62%
HT	HRVATSKI TELEKOM D.D.	18,10%
KOEI	KONČAR-ELEKTROIND. D.D.	14,44%
ADRS2	ADRS GRUPA D.D.	11,93%
RIVP	VALAMAR RIVIERA D.D.	9,58%
ATGR	ATLANTIC GRUPA D.D.	9,48%
ERNT	ERICSSON NIKOLA TESLA D.D.	4,86%
ARNT	ARENA HOSPITALITY GROUP D.D.	2,93%
ATPL	ATLANTSKA PLOVIDBA D.D.	2,26%
SPAN	SPAN D.D.	1,85%
Top 10 total		97,05%

Risk / reward profile*



* Risk / reward profile is not guaranteed and is subject to change.

Market type exposure*

Regulated markets of member states	100,00%
Regulated markets other countries	0,00%
Recently issued securities	0,00%
Unlisted securities	0,00%

*Percentage share of securities in the Fund's net assets, grouped according to legally defined categories.

Important information

On the reporting date all securities in the Fund's portfolio are valued at market price.

This report has been prepared for information purposes based on data available and known to INTERCAPITAL ASSET MANAGEMENT d.o.o. at the time of its preparation and publication and as such is subject to change and does not constitute an offer to purchase shares in the Fund, nor can the information contained in this report be considered an investment recommendation. For detailed information on the conditions, characteristics and risks of investing in the Fund, please read the Prospectus, the Fund's Rules and Key Information for Investors, as well as the method of calculating the Fund's Indicators on the company's website (www.icam.hr).

InterCapital SBITOP TR

Unit Class B - UCITS ETF



July 2023.

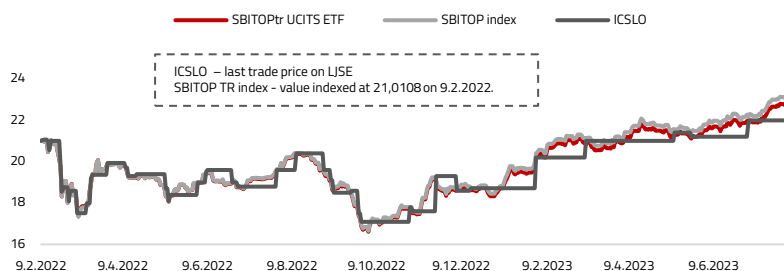
Investment goal and strategy

InterCapital SBITOP TR UCITS ETF is an open-ended equity UCITS fund with public offering traded on a stock exchange. The investment goal of the ETF is to replicate the structure and performance of the Ljubljana Stock Exchange SBITOP tr index, which is used as a benchmark to evaluate the return realized by the ETF. The ETF's goal is to enable investors to achieve the return as similar as possible to the return of the reference index, with minimum tracking difference so the investor with a small investment participates in a diversified portfolio of the best stocks on the Ljubljana Stock Exchange.

About SBITOP TR index

SBITOP TR is a total return index with dividends taken into calculation. Index is composed of stocks listed on Ljubljana Stock Exchange with the largest free float market capitalization and highest trading volume. More information on index composition is available at www.ljse.si.

Unit value/ ETF / SBITOP TR index



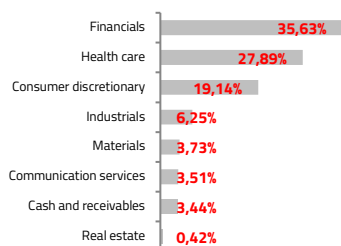
	1 mj.	3 mj.	12 mj.	2023.	2022.*	2021.	Inception**	PGP
SBITOP TR UCITS ETF	3,69%	5,50%	15,69%	23,65%	-12,71%	N/A	7,93%	5,32%
SBITOP TR index	3,85%	5,83%	17,19%	24,78%	-12,19%	47,24%	9,57%	6,41%
ICSLO	3,77%	4,76%	12,24%	17,58%	-11,07%	N/A	4,56%	3,08%

The basis for calculating the return of the SBITOPtr UCITS ETF is the fund's unit price (NAV), and for ICSLO the closing price of ETF trading on the LJSE. The presented historical returns have an informative character, are the result of the Fund's performance in previous periods and do not represent an indication and do not have any impact on the future results of the Fund's performance.

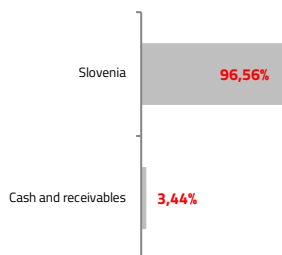
*2022 return is calculated since 9.2.2022.

**Return since inception is calculated since 9.2.2022.

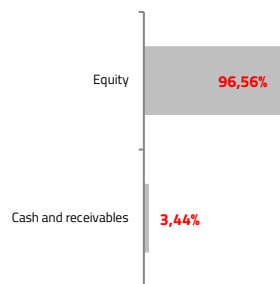
Sector breakdown




Geographic breakdown



Asset structure



Currency exposure



Fund and index characteristics

Tracking difference	-1,29%
Tracking error volatility	0,92%
Total expense ratio	0,97%
TTM ROE	10,38%
Dividend yield	5,69%
TTM P/E	9,06

Key fund information

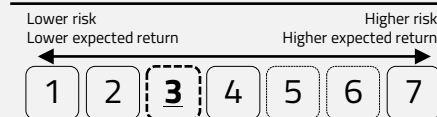
Asset management company	InterCapital Asset Management Ltd.
Fund type	UCITS ETF
Country of domicile	Croatia
Depository bank	OTP bank d.d.
Market maker	INTERKAPITAL Securities Ltd.
Ticker	ICSLO
Listed on	Ljubljana Stock Exchange
Share class currency	EUR
Initial unit value	21,0108
Net asset	6,55 m EUR
Unit value	22,6764
Management fee	0,70%
Depository fee	0,08%
Launch date	9.2.2022
ISIN	HRICAMFSBIB2
LEI	74780080W356FMMSYB23

Top 10 holdings

Ticker	Issuer	% NAV
KRKG SV	KRKA	28,20%
NLBR SV	NOVA LJUBLJANSKA BANKA	19,54%
PETG SV	PETROL	19,35%
ZVTG SV	ZAVAROVALNICA TRIGLAV	9,93%
POSR SV	REINSURANCE CO SAVA LTD	6,56%
LKPG SV	LUKA KOPER	6,32%
CICG SV	CINKARNA CELJE	3,77%
TLSG SV	TELEKOM SLOVENIJE	3,55%
EQNX SV	EQUINOX NEPREMICNINE	0,43%

Top 10 total 97,65%

Risk / reward profile*



* Risk / reward profile is not guaranteed and is subject to change.

Market type exposure*

Regulated markets of member states	100,00%
Regulated markets other countries	0,00%
Recently issued securities	0,00%
Unlisted securities	0,00%

*Percentage share of securities in the Fund's net assets, grouped according to legally defined categories.

Important information

On the reporting date all securities in the Fund's portfolio are valued at market price.

This report has been prepared for information purposes based on data available and known to INTERCAPITAL ASSET MANAGEMENT d.o.o. at the time of its preparation and publication and as such is subject to change and does not constitute an offer to purchase shares in the Fund, nor can the information contained in this report be considered an investment recommendation. For detailed information on the conditions, characteristics and risks of investing in the Fund, please read the Prospectus, the Fund's Rules and Key Information for Investors, as well as the method of calculating the Fund's Indicators on the company's website (www.icam.hr).