

## Investicijski cilj i strategija

InterCapital CROBEX10tr UCITS ETF je indeksni dionički otvoreni investicijski fond s javnom ponudom kojim se trguje na burzi. ETF za investicijski cilj ima repliciranje strukture i izvedbe indeksa Zagrebačke burze CROBEX10tr koji se koristi kao referentna vrijednost (benchmark) za vrednovanje povrata koji ostvaruje ETF. Strategija ETF-a je omogućiti ulagačima povrat na ulaganje što sličniji povratu referentnog indeksa, uz što manju grešku praćenja, tako da ulagač s malim iznosom ulaganja sudjeluje u izvedbi diversificiranog portfelja najkvalitetnijih dionica Zagrebačke burze.

## O CROBEX10tr indeksu

CROBEX 10tr je indeks ukupnog prinosa kod kojeg su dividende uključene u izračun. Indeks se sastoji od 10 dionica sa Zagrebačke burze s najvećom free float tržišnom kapitalizacijom i volumenom trgovanja. Više o sastavnicama CROBEX10tr indeksa možete naći na [www.zse.hr](http://www.zse.hr).

## Kretanje vrijednosti udjela / ETF-a / CROBEX10tr indeksa



	1 mj.	3 mj.	12 mj.	2024.	2023.	2022.	2021.	2020.*	Osnutak**
CROBEX10tr UCITS ETF	4,22%	10,37%	36,90%	10,37%	36,38%	-6,42%	17,83%	3,74%	72,17%
CROBEX10tr indeks	4,30%	10,62%	38,24%	10,62%	37,72%	-5,49%	18,95%	3,99%	76,42%
7CRO	4,28%	12,08%	37,82%	12,08%	35,16%	-5,99%	16,93%	3,70%	72,69%

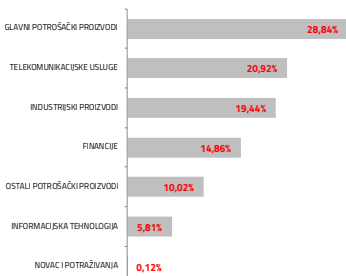
Baza za izračun prinosa CROBEX10tr UCITS ETF-a je cijena udjela fonda (NAV), te za 7CRO zaključna cijena trgovanja ETF-om na ZSE. Prikazani povijesni prinosi imaju informativan karakter, rezultat su poslovanja Fonda u proteklim razdobljima i ne predstavljaju indikaciju te nemaju nikakav utjecaj na buduće rezultate poslovanja Fonda.

\*Prinos za 2020. godinu izračunat je od početka rada fonda 17.11.2020.

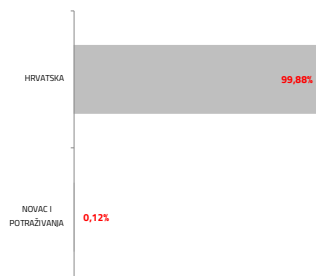
\*\*Prinosi od osnutka su izračunati od početka rada fonda 17.11.2020.

PGP- Prinos na godišnjoj razini, računa se po formuli  $R_{god} = (Cijena\ na\ datum\ izvještaja / Cijena\ na\ početni\ datum\ perioda)^{365 / broj\ dana\ u\ periodu}$

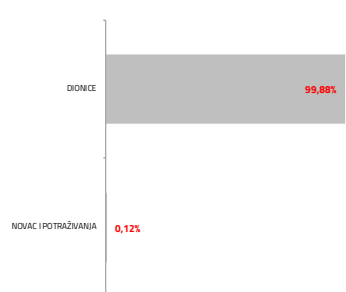
## Sektorska izloženost




## Geografska izloženost



## Struktura imovine



## Valutna izloženost



## Pokazatelji fonda

Tracking difference	-0,98%
Tracking error volatility	0,07%
Total expense ratio	0,98%
Povrat na kapital u posljednjih 12 mjeseci (TTM ROE)	9,35%
Aktualni dividendni prinos indeksa	2,26%
Odnos cijene i zarade dionica indeksa u posljednjih 12 mjeseci (TTM P/E)	16,84

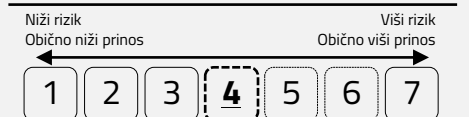
## Osnovne informacije o fondu

Društvo za upravljanje	InterCapital Asset Management d.o.o.
Vrsta fonda	UCITS
Domicilna država	Hrvatska
Depozitar	OTP bank d.d.
Održavatelj tržišta	INTERKAPITAL vrijednosni papiri d.o.o.
Tickler	7CRO
Tržište	Zagrebačka burza (ZSE)
Denominacija	EUR
Početna cijena udjela	13,27 EUR
Neto imovina	4,13 m EUR
Cijena udjela	22,85 EUR
Naknada za upravljanje	do 0,80%
Naknada depozitaru	0,08%
Početak rada fonda	17.11.2020
ISIN	HRICAMFCR102
LEI	747800IOS69M8TMGHZ84

## Top 10 pozicija

Oznaka	Izdavatelj	% NAV
HT	HRVATSKI TELEKOM D.D.	20,93%
PODR	PODRAVKA D.D.	19,14%
KOEI	KONČAR EI D.D.	18,68%
ADRS2	ADRS GRUPA D.D.	10,87%
RIVP	VALAMAR RIVIERA D.D.	10,02%
ATGR	ATLANTIC GRUPA D.D.	9,72%
ERNT	ERICSSON NIKOLA TESLA D.D.	4,37%
HPB	HPB D.D.	4,00%
SPAN	SPAN D.D.	1,44%
ATPL	ATLANTSKA PLOVIDBA D.D.	0,77%
<b>Top 10 total</b>		<b>99,94%</b>

## Pokazatelj rizika\*



\* Kategorija/pokazatelj rizika fonda nije zajamčen te se može mijenjati tijekom vremena

## Izloženost vrstama tržišta\*

Uređena tržišta RH i države članice	100,00%
Uređena tržišta treće države	0,00%
Neдавно izdani vrijednosni papiri	0,00%
Neuvršteni vrijednosni papiri	0,00%

\* Postotni udio prenosivih vrijednosnih papira (dionice, obveznice i srodni v.p.) u neto imovini Fonda, grupiranih prema zakonski definiranim kategorijama

## Važne napomene

Na datum izrade mjesečnog izvještaja u portfelju fonda nema vrijednosnih papira vrednovanih metodom procjene.

Ovaj izvještaj pripremljen je u informativne svrhe na temelju podataka dostupnih i poznatih INTERCAPITAL ASSET MANAGEMENT d.o.o. u trenutku njegove izrade i objave i kao takav podložan je promjenama te ne predstavlja ponudu za kupnju udjela u Fondu, niti se podaci sadržani na ovom izvještaju mogu smatrati investicijskom preporukom. Za detaljne informacije o uvjetima, obilježjima i rizicima ulaganja u Fond molimo pročitajte Prospekt, Pravila Fonda te Dokument s ključnim informacijama kao i način izračuna Pokazatelja fonda na Internet stranici društva ([www.icam.hr](http://www.icam.hr)).

# InterCapital SBITOP TR

Klasa A - UCITS ETF



Ožujak 2024.

## Investicijski cilj i strategija

InterCapital SBITOP TR UCITS ETF je indeksni dionički otvoreni investicijski fond s javnom ponudom kojim se trguje na burzi. ETF za investicijski cilj ima repliciranje strukture i izvedbe indeksa Ljubljanske burze SBITOP TR koji se koristi kao referentna vrijednost (benchmark) za vrednovanje povrata koji ostvaruje ETF. Strategija ETF-a je omogućiti ulagačima povrat na ulaganje što sličniji povratu referentnog indeksa, uz što manju grešku praćenja, tako da ulagač s malim iznosom ulaganja sudjeluje u izvedbi diversificiranog portfelja najkvalitetnijih dionica Ljubljanske burze.

## O SBITOP TR indeksu

SBITOP TR je indeks ukupnog prinosa kod kojeg su dividende uključene u izračun. Indeks se sastoji od dionica s Ljubljanske burze s najvećom free float tržišnom kapitalizacijom i volumenom trgovanja. Više o sastavnicama SBITOP TR indeksa možete naći na [www.ljse.si](http://www.ljse.si).

## Kretanje vrijednosti udjela / ETF-a / SBITOP TR indeksa



	1 mj.	3 mj.	12 mj.	2023.	2024.	2022.	2021.	2020.*	Osnutak**
SBITOP TR UCITS ETF	4,05%	17,12%	29,08%	26,09%	26,09%	-11,30%	45,55%	7,02%	104,04%
SBITOP TR indeks	4,14%	17,38%	30,46%	27,76%	27,76%	-10,47%	47,24%	N/A	97,71%
7SLO	4,38%	18,00%	30,36%	23,92%	23,92%	-10,47%	45,71%	7,20%	104,49%

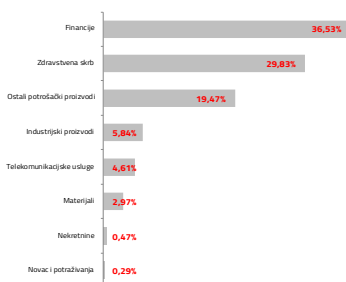
Baza za izračun prinosa SBITOP TR UCITS ETF-a je cijena udjela fonda (NAV), te za 7SLO zaključna cijena trgovanja ETF-om na ZSE. Prikazani povijesni prinosi imaju informativan karakter, rezultat su poslovanja Fonda u proteklim razdobljima i ne predstavljaju indicaciju te nemaju nikakav utjecaj na buduće rezultate poslovanja Fonda.

\*Prinos za 2020. godinu izračunat je od početka rada fonda 17.11.2020.

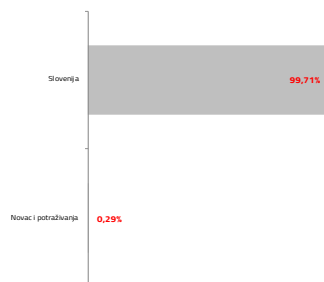
\*\*Prinos od osnutka su izračunati od početka rada fonda 17.11.2020.

PGP- Prinos na godišnjoj razini, računa se po formuli  $R_{god} = (Cijena\ na\ datum\ izvještaja / Cijena\ na\ početni\ datum\ perioda) ^ (365 / broj\ dana\ u\ periodu)$

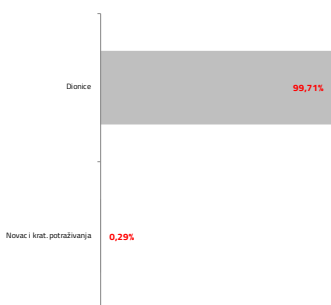
## Sektorska izloženost



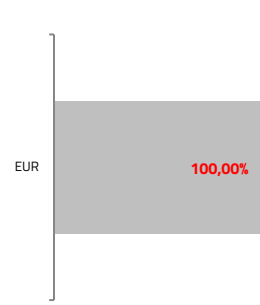
## Geografska izloženost



## Struktura imovine



## Valutna izloženost



## Pokazatelji fonda\*

Tracking difference	-1,07%
Tracking error volatility	0,86%
Total expense ratio	0,97%
Povrat na kapital u posljednjih 12 mjeseci (TTM ROE)	15,38%
Aktualni dividendni prinos indeksa	5,90%
Odnos cijene i zarade dionica indeksa u posljednjih 12 mjeseci (TTM P/E)	8,23

## Osnovne informacije o fondu

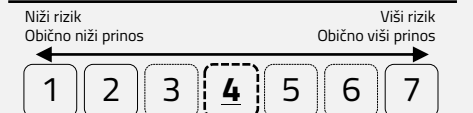
Društvo za upravljanje	InterCapital Asset Management d.o.o.
Vrsta fonda	UCITS ETF
Domicilna država	Hrvatska
Depozitar	OTP bank d.d.
Održavatelj tržišta	INTERKAPITAL vrijednosni papiri d.o.o.
Ticker	7SLO
Tržište	Zagrebačka burza (ZSE)
Denominacija	EUR
Početna cijena udjela	13,27 EUR
Neto imovina	7,89 m EUR
Cijena udjela	27,08 EUR
Naknada za upravljanje	0,70%
Naknada depozitara	0,08%
Početak rada fonda	17. studeni 2020.
ISIN	HRICAMFSBIO6
LEI	74780080W356FMM5YB23

## Top 10 pozicija

Oznaka	Izdavatelj	% NAV
KRKG SV	KRKA	29,85%
NLBR SV	NOVA LJUBLJANSKA BANKA	20,35%
PETG SV	PETROL	19,48%
ZVTG SV	ZAVAROVALNICA TRIGLAV	9,31%
POSR SV	REINSURANCE CO SAVA LTD	6,89%
LKPG SV	LUKA KOPER	5,84%
TLSG SV	TELEKOM SLOVENIJE	4,62%
CICG SV	CINKARNA CELJE	2,97%
EQNX SV	EQUINOX NEPREMICNINE	0,47%

Top 10 total 99,78%

## Pokazatelj rizika\*



\* Kategorija/pokazatelj rizika fonda nije zajamčen te se može mijenjati tijekom vremena

## Izloženost vrstama tržišta\*

Uređena tržišta RH i države članice	100,00%
Uređena tržišta treće države	0,00%
Nedavno izdani vrijednosni papiri	0,00%
Neuvršteni vrijednosni papiri	0,00%

\* Postotni udio prenosivih vrijednosnih papira (dionice, obveznice i srodni v.p.) u neto imovini Fonda, grupiranih prema zakonski definiranim kategorijama

## Važne napomene

Na datum izrade mjesečnog izvještaja u portfelju fonda nema vrijednosnih papira vrednovanih metodom procjene.

Ovaj izvještaj pripremljen je u informativne svrhe na temelju podataka dostupnih i poznatih INTERCAPITAL ASSET MANAGEMENT d.o.o. u trenutku njegove izrade i objave i kao takav podložan je promjenama te ne predstavlja ponudu za kupnju udjela u Fondu, niti se podaci sadržani na ovom izvještaju mogu smatrati investicijskom preporukom. Za detaljne informacije o uvjetima, obilježjima i rizicima ulaganja u Fond molimo pročitajte Prospekt. Pravila Fonda te Dokument s ključnim informacijama kao i način izračuna Pokazatelja fonda na Internet stranici društva ([www.icam.hr](http://www.icam.hr)).

# InterCapital CROBEX10tr

Klasa B - UCITS ETF



Ožujak 2024.

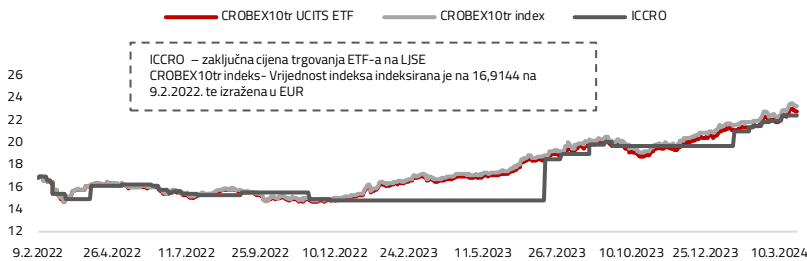
## Investicijski cilj i strategija

InterCapital CROBEX10tr UCITS ETF je indeksni dionički otvoreni investicijski fond s javnom ponudom kojim se trguje na burzi. ETF za investicijski cilj ima repliciranje strukture i izvedbe indeksa Zagrebačke burze CROBEX10tr koji se koristi kao referentna vrijednost (benchmark) za vrednovanje povrata koji ostvaruje ETF. Strategija ETF-a je omogućiti ulagačima povrat na ulaganje što sličniji povratu referentnog indeksa, uz što manju grešku praćenja, tako da ulagač s malim iznosom ulaganja sudjeluje u izvedbi diversificiranog portfelja najkvalitetnijih dionica Zagrebačke burze.

## O CROBEX10tr indeksu

CROBEX 10tr je indeks ukupnog prinosa kod kojeg su dividende uključene u izračun. Indeks se sastoji od 10 dionica sa Zagrebačke burze s najvećom free float tržišnom kapitalizacijom i volumenom trgovanja. Više o sastavnicama CROBEX10tr indeksa možete naći na [www.zse.hr](http://www.zse.hr).

## Kretanje vrijednosti udjela / ETF-a / CROBEX10tr indeksa



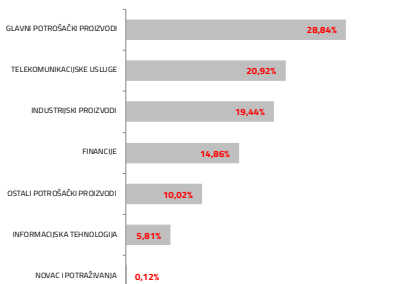
	1 mj.	3 mj.	12 mj.	2024.	2023.	2022.*	2021.	Osnutak**	PGP
CROBEX10tr UCITS ETF	4,23%	10,37%	36,88%	10,37%	10,37%	-10,24%	N/A	35,08%	15,13%
CROBEX10tr indeks	4,30%	10,62%	38,24%	10,62%	10,62%	-9,46%	18,95%	37,97%	16,28%
ICCRO	1,95%	13,71%	51,82%	5,75%	5,75%	-12,89%	N/A	32,25%	14,00%

Baza za izračun prinosa CROBEX10tr UCITS ETF-a je cijena udjela fonda (NAV), te za ICCRO zaključna cijena trgovanja ETF-om na LSE. Prikazani povijesni prinosi imaju informativan karakter, rezultat su poslovanja Fonda u proteklim razdobljima i ne predstavljaju indikaciju te nemaju nikakav utjecaj na buduće rezultate poslovanja Fonda.

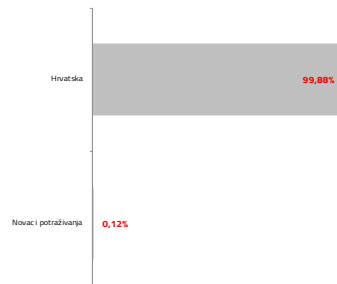
\*Prinos za 2022. godinu izračunat je od početka rada fonda 9.2.2022.

\*\*Prinosi od osnutka su izračunati od početka rada fonda 9.2.2022.


## Sektorska izloženost



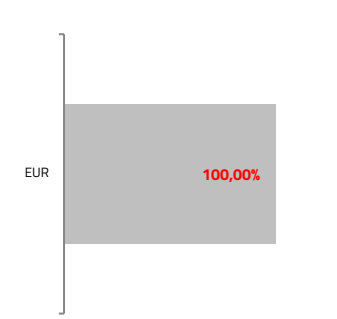
## Geografska izloženost



## Struktura imovine



## Valutna izloženost



## Pokazatelji fonda

Tracking difference	-0,98%
Tracking error volatility	0,07%
Total expense ratio	0,93%
Povrat na kapital u posljednjih 12 mjeseci (TTM ROE)	9,35%
Aktualni dividendni prinos indeksa	2,26%
Odnos cijene i zarade dionica indeksa u posljednjih 12 mjeseci (TTM P/E)	16,84

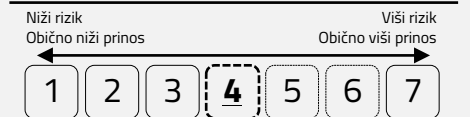
## Osnovne informacije o fondu

Društvo za upravljanje	InterCapital Asset Management d.o.o.
Vrsta fonda	UCITS
Domicilna država	Hrvatska
Depozitar	OTP bank d.d.
Održavatelj tržišta	INTERKAPITAL vrijednosni papiri d.o.o.
Ticker	ICCRO
Tržište	Ljubljanska burza (LJSE)
Denominacija	EUR
Početna cijena udjela	16,9144
Neto imovina	4,13 m EUR
Cijena udjela	22,8475
Naknada za upravljanje	do 0,80%
Naknada depozitaru	0,08%
Početak rada fonda	9. veljače 2022.
ISIN	HRICAMFC10B6
LEI	747800105698MTMGH284

## Top 10 pozicija

Oznaka	Izdavatelj	% NAV
HT	HRVATSKI TELEKOM D.D.	20,93%
PODR	PODRAVKA D.D.	19,14%
KOEI	KONČAR EI D.D.	18,68%
ADR52	ADRIJSKA GRUPA D.D.	10,87%
RIVP	VALAMAR RIVIERA D.D.	10,02%
ATGR	ATLANTIC GRUPA D.D.	9,72%
ERNT	ERICSSON NIKOLA TESLA D.D.	4,37%
HPB	HPB D.D.	4,00%
SPAN	SPAN D.D.	1,44%
ATPL	ATLANTSKA PLOVIDBA D.D.	0,77%
<b>Top 10 total</b>		<b>99,94%</b>

## Pokazatelj rizika\*



\* Kategorija/pokazatelj rizika fonda nije zajamčen te se može mijenjati tijekom vremena

## Izloženost vrstama tržišta\*

Uređena tržišta RH i države članice	100,00%
Uređena tržišta treće države	0,00%
Nedavno izdani vrijednosni papiri	0,00%
Neuvršteni vrijednosni papiri	0,00%

\* Postotni udio prenosivih vrijednosnih papira (dionice, obveznice i srodni v.p.) u neto imovini Fonda, grupiranih prema zakonski definiranim kategorijama

## Važne napomene

Na datum izrade mjesečnog izvještaja u portfelju fonda nema vrijednosnih papira vrednovanih metodom procjene.

Ovaj izvještaj pripremljen je u informativne svrhe na temelju podataka dostupnih i poznatih INTERCAPITAL ASSET MANAGEMENT d.o.o. u trenutku njegove izrade i objave i kao takav podložan je promjenama te ne predstavlja ponudu za kupnju udjela u Fondu, niti se podaci sadržani na ovom izvještaju mogu smatrati investicijskom preporukom. Za detaljne informacije o uvjetima, obilježjima i rizicima ulaganja u Fond molimo pročitajte Prospekt, Pravila Fonda te Dokument s ključnim informacijama kao i način izračuna Pokazatelja fonda na Internet stranici društva ([www.icam.hr](http://www.icam.hr)).

# InterCapital SBITOP TR

Klasa B - UCITS ETF



Ožujak 2024.

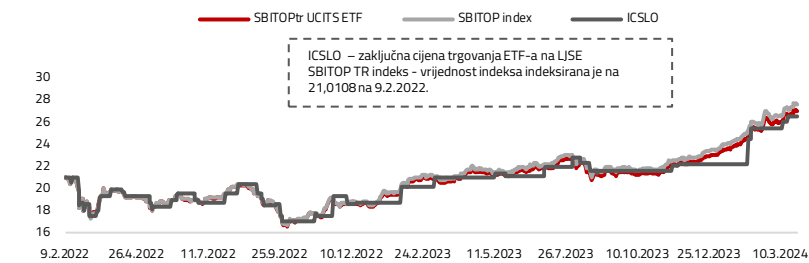
## Investicijski cilj i strategija

InterCapital SBITOP TR UCITS ETF je indeksni dionički otvoreni investicijski fond s javnom ponudom kojim se trguje na burzi. ETF za investicijski cilj ima repliciranje strukture i izvedbe indeksa Ljubljanske burze SBITOP TR koji se koristi kao referentna vrijednost (benchmark) za vrednovanje povrata koji ostvaruje ETF. Strategija ETF-a je omogućiti ulagačima povrat na ulaganje što sličniji povratu referentnog indeksa, uz što manju grešku praćenja, tako da ulagač s malim iznosom ulaganja sudjeluje u izvedbi diversificiranog portfelja najkvalitetnijih dionica Ljubljanske burze.

## O SBITOP TR indeksu

SBITOP TR je indeks ukupnog prinosa kod kojeg su dividende uključene u izračun. Indeks se sastoji od dionica sa Ljubljanske burze s najvećom free float tržišnom kapitalizacijom i volumenom trgovanja. Više o sastavnicama SBITOP TR indeksa možete naći na [www.ljse.si](http://www.ljse.si).

## Kretanje vrijednosti udjela / ETF-a / SBITOP TR indeksa



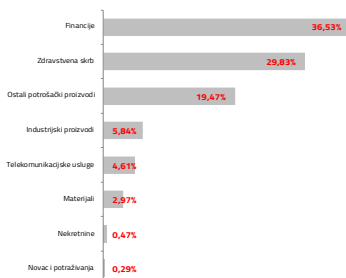
	1 mj.	3 mj.	12 mj.	2024.	2023.	2022.*	2021.	Osnutak**
SBITOP TR UCITS ETF	4,05%	17,12%	29,08%	17,12%	26,09%	-12,71%	N/A	28,89%
SBITOP TR index	4,14%	17,38%	30,46%	17,38%	27,80%	-12,19%	47,24%	31,73%
ICSLO	3,99%	19,68%	26,52%	19,68%	18,65%	-11,07%	N/A	26,28%

Baza za izračun prinosa SBITOP TR UCITS ETF-a je cijena udjela fonda (NAV), te za ICSLO zaključna cijena trgovanja ETF-om na LJSE. Prikazani povijesni prinosi imaju informativan karakter, rezultat su poslovanja Fonda u proteklim razdobljima i ne predstavljaju indicaciju te nemaju nikakav utjecaj na buduće rezultate poslovanja Fonda.

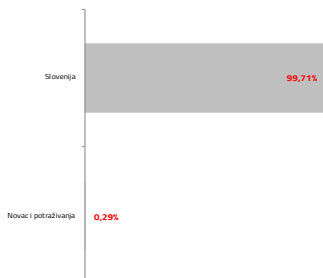
\*Prinos za 2022. godinu izračunat je od početka rada fonda 9.2.2022.

\*\*Prinosi od osnutka su izračunati od početka rada fonda 9.2.2022.

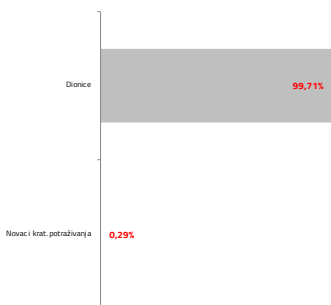
## Sektorska izloženost



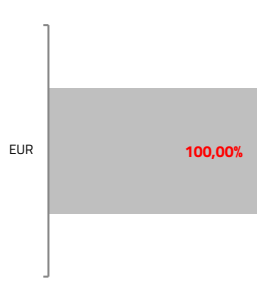
## Geografska izloženost



## Struktura imovine



## Valutna izloženost



## Pokazatelji fonda\*

Tracking difference	-1,07%
Tracking error volatility	0,86%
Total expense ratio	0,97%
Povrat na kapital u posljednjih 12 mjeseci (TTM ROE)	15,38%
Aktualni dividendni prinos indeksa	5,90%
Odnos cijene i zarade dionica indeksa u posljednjih 12 mjeseci (TTM P/E)	8,23

## Osnovne informacije o fondu

Društvo za upravljanje	InterCapital Asset Management d.o.o.
Vrsta fonda	UCITS ETF
Domicilna država	Hrvatska
Depozitar	OTP bank d.d.
Održavatelj tržišta	INTERKAPITAL vrijednosni papiri d.o.o.
Ticker	ICSLO
Tržište	Ljubljanska burza (LJSE)
Denominacija	EUR
Početna cijena udjela	21,0108
Neto imovina	7,89 m EUR
Cijena udjela	27,0811
Naknada za upravljanje	0,70%
Naknada depozitaru	0,08%
Početak rada fonda	9. veljače 2022.
ISIN	HRICAMFSBIB2
LEI	74780080W356FMM5YB23

## Top 10 pozicija

Oznaka	Izdavatelj	% NAV
KRKG SV	KRKA	29,85%
NLBR SV	NOVA LJUBLJANSKA BANKA	20,35%
PETG SV	PETROL	19,48%
ZVTG SV	ZAVAROVALNICA TRIGLAV	9,31%
POSR SV	REINSURANCE CO SAVA LTD	6,89%
LKPG SV	LUKA KOPER	5,84%
TLSG SV	TELEKOM SLOVENIJE	4,62%
CICG SV	CINKARNA CELJE	2,97%
EQNX SV	EQUINOX NEPREMICNINE	0,47%

Top 10 total 99,78%

## Pokazatelj rizika\*



\* Kategorija/pokazatelj rizika fonda nije zajamčen te se može mijenjati tijekom vremena

## Izloženost vrstama tržišta\*

Uređena tržišta RH i države članice	100,00%
Uređena tržišta treće države	0,00%
Neдавно izdani vrijednosni papiri	0,00%
Neuvršteni vrijednosni papiri	0,00%

\* Postotni udio prenosivih vrijednosnih papira (dionice, obveznice i srodni v.p.) u neto imovini Fonda, grupiranih prema zakonski definiranim kategorijama

## Važne napomene

Na datum izrade mjesečnog izvještaja u portfelju fonda nema vrijednosnih papira vrednovanih metodom procjene.

Ovaj izvještaj pripremljen je u informativne svrhe na temelju podataka dostupnih i poznatih INTERCAPITAL ASSET MANAGEMENT d.o.o. u trenutku njegove izrade i objave i kao takav podložan je promjenama te ne predstavlja ponudu za kupnju udjela u Fondu, niti se podaci sadržani na ovom izvještaju mogu smatrati investicijskom preporukom. Za detaljne informacije o uvjetima, obilježjima i rizicima ulaganja u Fond molimo pročitajte Prospekt. Pravila Fonda te Dokument s ključnim informacijama kao i način izračuna Pokazatelja fonda na Internet stranici društva ([www.icam.hr](http://www.icam.hr)).

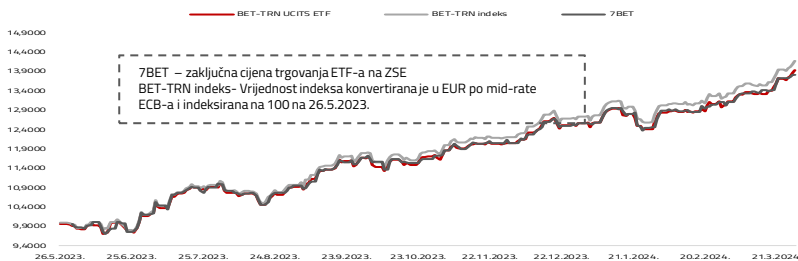
## Investicijski cilj i strategija

InterCapital BET-TRN UCITS ETF je indeksni dionički otvoreni investicijski fond s javnom ponudom kojim se trguje na burzi. ETF za investicijski cilj ima repliciranje strukture i izvedbe indeksa Bukureštanske burze BET-TRN koji se koristi kao referentna vrijednost (benchmark) za vrednovanje povrata koji ostvaruje ETF. Strategija ETF-a je omogućiti ulagačima povrat na ulaganje što sličniji povratu referentnog indeksa, uz što manju grešku praćenja, tako da ulagač s malim iznosom ulaganja sudjeluje u izvedbi diversificiranog portfelja najkvalitetnijih dionica Bukureštanske burze.

### O BET-TRN indeksu

BET-TRN je indeks ukupnog prinosa kod kojeg su dividende uključene u izračun. Indeks se sastoji od najmanje 10, a najviše 20 dionica sa Bukureštanske burze. Dionice koje su u sastavu BET-TRN indeksa u pravilu su najlikvidnije dionice na rumunjskom tržištu kapitala. Više o sastavnicama BET-TRN indeksa možete naći na [www.bvb.ro](http://www.bvb.ro)

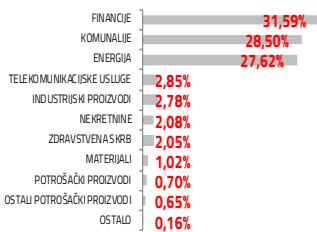
## Kretanje vrijednosti udjela / ETF-a / BET-TRN indeksa



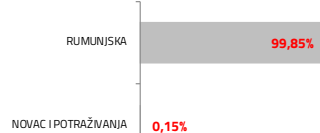
	1 mj.	3 mj.	2024.	2023.*	Osnutak**
BET-TR UCITS ETF	6,96%	10,95%	10,95%	26,14%	39,94%
BET-TR indeks	7,07%	11,28%	11,28%	27,56%	41,95%
7BET	6,13%	10,10%	10,10%	26,05%	38,78%

Baza za izračun prinosa BET-TRN UCITS ETF-a je cijena udjela fonda (NAV), te za 7BET zaključna cijena trgovanja ETF-om na ZSE. Prikazani povijesni prinosi imaju informativan karakter, rezultat su poslovanja Fonda u proteklim razdobljima i ne predstavljaju indikaciju te nemaju nikakav utjecaj na buduće rezultate poslovanja Fonda.  
\*Prinos za 2023. godinu izračunat je od početka rada fonda 26.5.2023.  
\*\*Prinosi od osnutka su izračunati od početka rada fonda 26.5.2023.  
PGP- Prinos na godišnjoj razini, računa se po formuli Rgod = (Cijena na datum izvještaja / Cijena na početni datum perioda) ^ (365 / broj dana u periodu)

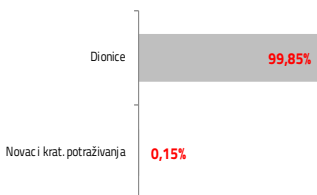
## Sektorska izloženost




## Geografska izloženost



## Struktura imovine



## Valutna izloženost



## Pokazatelji fonda

Tracking difference	-1,42%
Tracking error volatiliti	1,13%
Total expense ratio	0,97%
Povrat na kapital u posljednjih 12 mjeseci (TTM ROE)	20,34%
Aktualni dividendni prinos indeksa	4,76%
Odnos cijene i zarade dionica indeksa u posljednjih 12 mjeseci (TTM P/E)	8,77

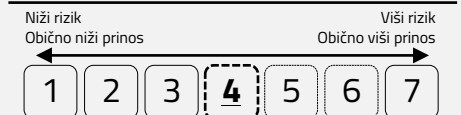
## Osnovne informacije o fondu

Društvo za upravljanje	InterCapital Asset Management d.o.o.
Vrsta fonda	UCITS ETF
Domicilna država	Hrvatska
Depozitar	OTP bank d.d.
Održavatelj tržišta	INTERKAPITAL VP d.o.o.
Tržište	ZSE & LJSE
Denominacija	EUR
Početna cijena udjela	10
Neto imovina	7,58 m EUR
Cijena udjela	13,9550
Naknada za upravljanje	do 0,80%
Naknada depozitaru	0,08%
Početak rada fonda	26.5.2023
ISIN	HRICAMFBETR5
LEI	74780070L20RKZYPLM58

## Top 10 pozicija

Oznaka	Izdavatelj	% NAV
TLV RO	BANCA TRANSILVANIA	19,73%
SNP RO	OMV PETROM SA	17,96%
H2O RO	S.P.E.E.H. HIDROELECTRICA	17,19%
SNG RO	SOCIETEA NATIONALA DE	9,25%
BRD RO	BRD-GROUPE SOCIETE	8,63%
SNN RO	SOCIETEA NATIONALA	4,24%
EL RO	ELECTRICA SA	3,29%
DIGI RO	DIGI COMMUNICATIONS NV	2,85%
TGN RO	TRANSGAZ SA MEDIAS	2,61%
FP RO	SC FONDUL PROPRIETATEA	2,52%
<b>Top 10 total</b>		<b>88,27%</b>

## Pokazatelj rizika\*



\* Kategorija/pokazatelj rizika fonda nije jamčen te se može mijenjati tijekom vremena

## Izloženost vrstama tržišta\*

Uređena tržišta RH i države članice	100,00%
Uređena tržišta treće države	0,00%
Nedavno izdani vrijednosni papiri	0,00%
Neuvršteni vrijednosni papiri	0,00%

\* Postotni udio prenosivih vrijednosnih papira (dionice, obveznice i srodni v.p.) u neto imovini Fonda, grupiranih prema zakonski definiranim kategorijama

## Važne napomene

Na datum izrade mjesečnog izvještaja u portfelju fonda nema vrijednosnih papira vrednovanih metodom procjene.

Ovaj izvještaj pripremljen je u informativne svrhe na temelju podataka dostupnih i poznatih INTERCAPITAL ASSET MANAGEMENT d.o.o. u trenutku njegove izrade i objave i kao takav podložan je promjenama te ne predstavlja ponudu za kupnju udjela u Fondu, niti se podaci sadržani na ovom izvještaju mogu smatrati investicijskom preporukom. Za detaljne informacije o uvjetima, obilježjima i rizicima ulaganja u Fond molimo pročitajte Prospekt, Pravila Fonda te Dokument s ključnim informacijama kao i način izračuna Pokazatelja fonda na Internet stranici društva ([www.icam.hr](http://www.icam.hr)).

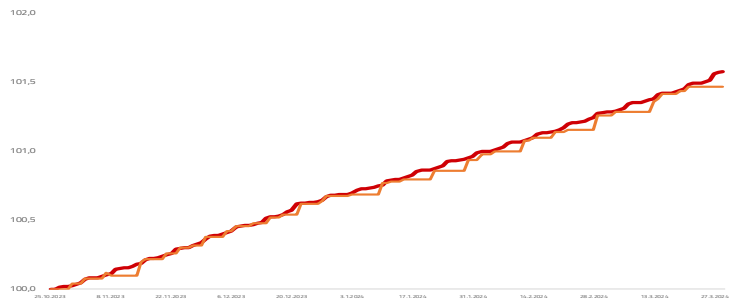
## Osnovne informacije o fondu

Društvo za upravljanje	InterCapital Asset Management d.o.o.
Vrsta fonda	Novčani ETF
Imovina	19,66 m EUR
Cijena udjela	101,2755
ISIN	HRICAMFEUMM1
LEI	747800J0ID2ZQYL
Depozitar	OTP banka d.d.
Min. uplata	200.000 EUR
Početak rada	25.10.2023
Početna cijena	100
Valuta fonda	EUR

## Prinosi

2024.	0,58%
1Y	N/A
PGP	3,71%
2023.	0,69%
2022.	N/A
2021.	N/A
2020.	N/A
2019.	N/A

## Kretanje cijene udjela fonda i ETF-a



\* Prinos na godišnjoj razini, računa se po formuli  $R_{god} = (Cijena\ na\ datum\ izvještaja / Cijena\ na\ početni\ datum\ perioda) ^ (365 / broj\ dana\ u\ periodu)$ .

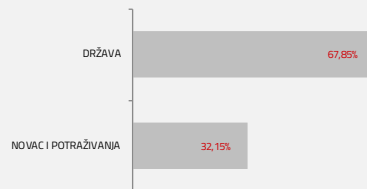
Prikazani povijesni prinosi imaju informativan karakter, rezultat su poslovanja Fonda u proteklom razdobljima i ne predstavljaju indikaciju te nemaju nikakav utjecaj na buduće rezultate poslovanja Fonda.

## Investicijski cilj i strategija

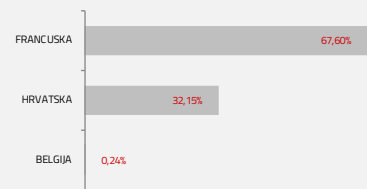
Porast vrijednosti udjela u kratkom roku, veći od kratkoročnih stopa na tržištu novca, s visokom likvidnošću i niskom volatilnošću imovine, koji će se nastojati ostvariti ulaganjem u instrumente tržišta novca, primarno u trezorske zapise izdavatelja iz Republike Hrvatske, ostalih država članica Europske unije, OECD-a i CEFTA-e, zatim depozite kod kreditnih institucija te obrnute repo transakcije.

## Struktura ulaganja

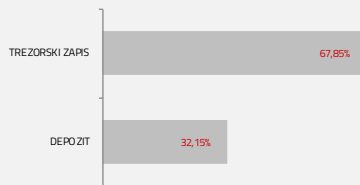
### Sektorska izloženost



### Geografska izloženost



### Prema vrstama vrijednosnih papira



### Valutna izloženost



## Naknade fonda

Upravljačka naknada	0,15%
Naknada depozitaru	0,08%
Ulazna naknada	0,00%
Izlazna naknada	0,00%

## Izloženost vrstama tržišta

Uređena tržišta RH i država članica EU	100,00%
Uređena tržišta treće države	0,00%
Nedavno izdani vrijednosni papiri	0,00%
Neuvršteni vrijednosni papiri	0,00%

## Važne napomene

Ovaj izvještaj pripremljen je u informativne svrhe na temelju podataka dostupnih i poznatih InterCapital Asset Management d.o.o. u trenutku njegove izrade i objave i kao takav podložan je promjenama te ne predstavlja ponudu za kupnju udjela u Fondu, niti se podaci sadržani na ovom izvještaju mogu smatrati investicijskom preporukom. Za detaljne informacije o uvjetima, obilježjima i rizicima ulaganja u Fond molimo pročitajte Prospekt, Pravila Fonda te Dokument s ključnim informacijama kao i način izračuna Pokazatelja fonda na Internet stranici društva ([www.icam.hr](http://www.icam.hr)).

## Top 10 ulaganja

Oznaka	Vrsta	Izdavatelj	%NAV
BTF 0 05/23/24	Trezorski zapis	FRANCUSKA	19,47%
BTF 0 05/08/24	Trezorski zapis	FRANCUSKA	17,08%
BTF 0 06/19/24	Trezorski zapis	FRANCUSKA	15,77%
Depozit OTP D.D.	Depozit	OTP BANKA D.D.	14,75%
Depozit PBZ D.D.	Depozit	PBZ D.D.	14,75%
BTF 0 04/10/24	Trezorski zapis	FRANCUSKA	10,17%
BTF 0 06/05/24	Trezorski zapis	FRANCUSKA	8,51%
Depozit ERSTE D.D.	Depozit	ERSTE BANK D.D.	7,73%
BTF 0 04/24/24	Trezorski zapis	FRANCUSKA	5,23%
BTF 0 05/29/24	Trezorski zapis	FRANCUSKA	1,77%

**Top 10 ukupno**

**115,23%**

# InterCapital CROBEX10tr

Unit Class A - UCITS ETF



March 2024

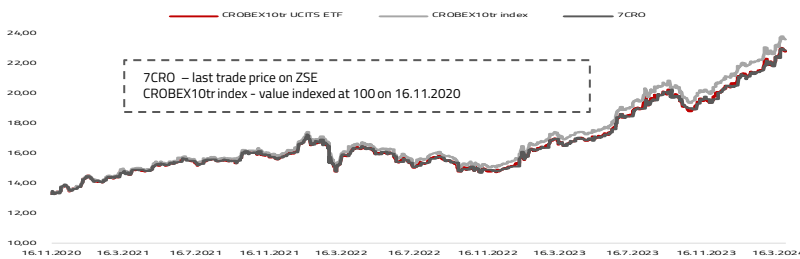
## Investment goal and strategy

InterCapital CROBEX10tr UCITS ETF is an open-ended equity UCITS fund with public offering traded on a stock exchange. The investment goal of the ETF is to replicate the structure and performance of the Zagreb Stock Exchange CROBEX10tr index, which is used as a benchmark to evaluate the return realized by the ETF. The ETF's goal is to enable investors to achieve the return as similar as possible to the return of the reference index, with minimum tracking difference so the investor with a small investment participates in a diversified portfolio of the best stocks on the Zagreb Stock Exchange.

## About CROBEX10tr index

CROBEX 10tr is a total return index with dividends taken into calculation. Index is composed of 10 stocks listed on Zagreb Stock Exchange with the largest free float market capitalization and highest trading volume. More information on index composition is available at [www.zse.hr](http://www.zse.hr).

## Unit value/ ETF / CROBEX10tr index



	1 M	3 M	12 M	2024.	2023.	2022.	2021.	2020.*	Inception**
CROBEX10tr UCITS ETF	4,22%	10,37%	36,90%	10,37%	36,38%	-6,42%	17,83%	3,74%	72,17%
CROBEX10tr index	4,30%	10,62%	38,24%	10,62%	37,72%	-5,49%	18,95%	3,99%	76,42%
7CRO	4,28%	12,08%	37,82%	12,08%	35,16%	-5,99%	16,93%	3,70%	72,69%

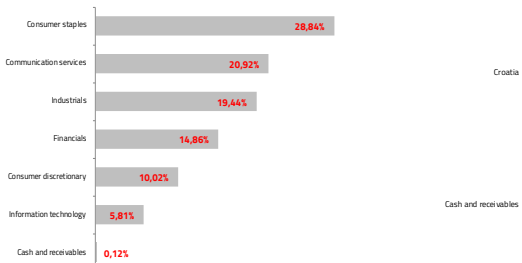
The basis for calculating the return of the CROBEX10tr UCITS ETF is the fund's unit price (NAV), and for 7CRO the closing price of ETF trading on the ZSE. The presented historical returns have an informative character, are the result of the Fund's performance in previous periods and do not represent an indication and do not have any impact on the future results of the Fund's performance.

\*2020 return is calculated since 17.11.2020.

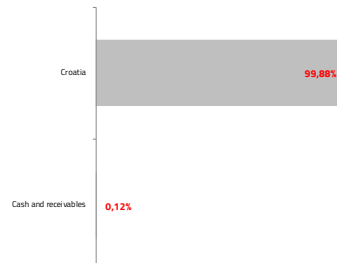
\*\*Return since inception is calculated since 17.11.2020.

AVG – average annual return is calculated as  $CAGR = (\text{Current unit value} / \text{Initial unit value})^{1/365} - 1$


## Sector breakdown



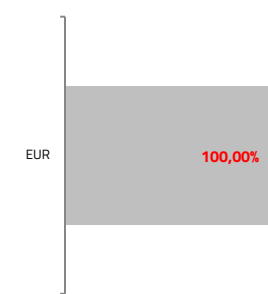
## Geographic breakdown



## Asset structure



## Currency exposure



## Fund and index characteristics

Tracking difference	-0,98%
Tracking error volatility	0,07%
Total expense ratio	0,98%
TTM ROE	9,35%
Dividend yield	2,26%
TTM P/E	16,84

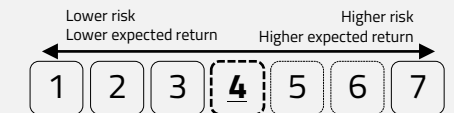
## Key fund information

Asset management company	InterCapital Asset Management Ltd.
Fund type	UCITS
Country of domicile	Croatia
Depository bank	OTP bank d.d.
Market maker	INTERKAPITAL Securities Ltd.
Ticker	7CRO
Listed on	Zagreb Stock Exchange
Share class currency	EUR (HRK until 31.12.2022)
Initial unit value	13,27 EUR
Net asset	4,13 m EUR
Unit value*	22,85 EUR
Management fee	up to 0,80%
Depository fee	0,08%
Launch date	17.11.2020
ISIN	HRICAMFCR102
LEI	747800IOS69M8TMGHZ84

## Top 10 holdings

Ticker	Issuer	% NAV
HT	HRVATSKI TELEKOM D.D.	20,93%
PODR	PODRAVKA D.D.	19,14%
KOEI	KONČAR EI D.D.	18,68%
ADR52	ADRS GRUPA D.D.	10,87%
RIVP	VALAMAR RIVIERA D.D.	10,02%
ATGR	ATLANTIC GRUPA D.D.	9,72%
ERNT	ERICSSON NIKOLA TESLA D.D.	4,37%
HPB	HPB D.D.	4,00%
SPAN	SPAN D.D.	1,44%
ATPL	ATLANTSKA PLOVIDBA D.D.	0,77%
<b>Top 10 total</b>		<b>99,94%</b>

## Risk / reward profile\*



## Market type exposure\*

Regulated markets of member states	100,00%
Regulated markets other countries	0,00%
Recently issued securities	0,00%
Unlisted securities	0,00%

\*Percentage share of securities in the Fund's net assets, grouped according to legally defined categories.

## Important information

On the reporting date all securities in the Fund's portfolio are valued at market price.

This report has been prepared for information purposes based on data available and known to INTERCAPITAL ASSET MANAGEMENT d.o.o. at the time of its preparation and publication and as such is subject to change and does not constitute an offer to purchase shares in the Fund, nor can the information contained in this report be considered an investment recommendation. For detailed information on the conditions, characteristics and risks of investing in the Fund, please read the Prospectus, the Fund's Rules and Key Information for Investors, as well as the method of calculating the Fund's Indicators on the company's website ([www.icam.hr](http://www.icam.hr)).

# InterCapital SBITOP TR

Unit Class A - UCITS ETF



March 2024

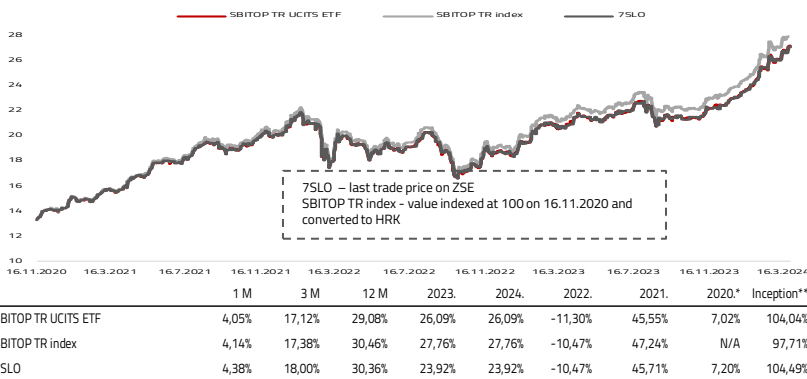
## Investment goal and strategy

InterCapital SBITOP TR UCITS ETF is an open-ended equity UCITS fund with public offering traded on a stock exchange. The investment goal of the ETF is to replicate the structure and performance of the Ljubljana Stock Exchange SBITOP TR index, which is used as a benchmark to evaluate the return realized by the ETF. The ETF's goal is to enable investors to achieve the return as similar as possible to the return of the reference index, with minimum tracking difference so the investor with a small investment participates in a diversified portfolio of the best stocks on the Ljubljana Stock Exchange.

## About SBITOP TR index

SBITOP TR is a total return index with dividends taken into calculation. Index is composed of stocks listed on Ljubljana Stock Exchange with the largest free float market capitalization and highest trading volume. More information on index composition is available at [www.ljse.si](http://www.ljse.si).

## Unit value/ ETF / SBITOP TR index



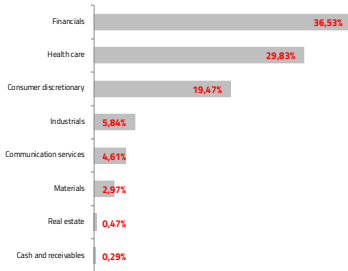
The basis for calculating the return of the SBITOPtr UCITS ETF is the fund's unit price (NAV), and for 7SLO the closing price of ETF trading on the ZSE. The presented historical returns have an informative character, are the result of the Fund's performance in previous periods and do not represent an indication and do not have any impact on the future results of the Fund's performance.

\*2020 return is calculated since 17.11.2020.

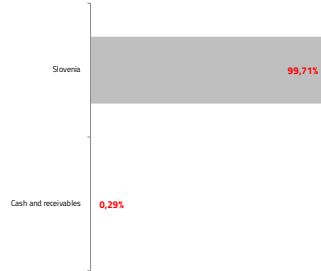
\*\*Return since inception is calculated since 17.11.2020.

AVG – average annual return is calculated as  $CAGR = (\text{Current unit value} / \text{Initial unit value})^{(365 / \text{number of days})}$

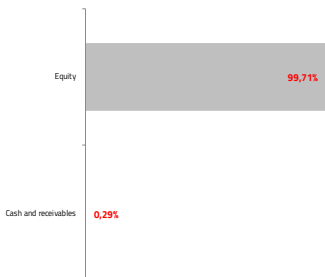
## Sector breakdown



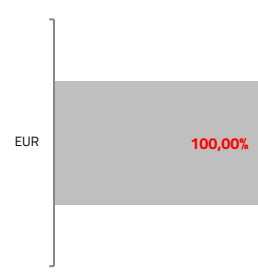
## Geographic breakdown



## Asset structure



## Currency exposure



## Fund and index characteristics

Tracking difference	-1,07%
Tracking error volatility	0,86%
Total expense ratio	0,97%
TTM ROE	15,38%
Dividend yield	5,90%
TTM P/E	8,23

## Key fund information

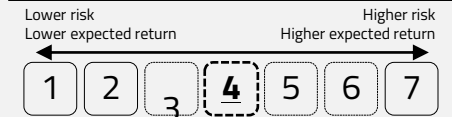
Asset management company	InterCapital Asset Management Ltd.
Fund type	UCITS ETF
Country of domicile	Croatia
Depository bank	OTP bank d.d.
Market maker	INTERKAPITAL Securities Ltd.
Ticker	7SLO
Listed on	Zagreb Stock Exchange
Share class currency	EUR
Initial unit value	13,27 EUR
Net asset	7,89 m EUR
Unit value	27,08 EUR
Management fee	0,70%
Depository fee	0,08%
Launch date	17.11.2020
ISIN	HRICAMF5BIO6
LEI	74780080W356FMMSYB23

## Top 10 holdings

Ticker	Issuer	% NAV
KRKG SV	KRKA	29,85%
NLBR SV	NOVA LJUBLJANSKA BANKA	20,35%
PETG SV	PETROL	19,48%
ZVTG SV	ZAVAROVALNICA TRIGLAV	9,31%
POSR SV	REINSURANCE CO SAVA LTD	6,89%
LKPG SV	LUKA KOPER	5,84%
TLSG SV	TELEKOM SLOVENIJE	4,62%
CICG SV	CINKARNA CELJE	2,97%
EQNX SV	EQUINOX NEPREMICNINE	0,47%

**Top 10 total** 99,78%

## Risk / reward profile\*



\* Risk / reward profile is not guaranteed and is subject to change.

## Market type exposure\*

Regulated markets of member states	100,00%
Regulated markets other countries	0,00%
Recently issued securities	0,00%
Unlisted securities	0,00%

\*Percentage share of securities in the Fund's net assets, grouped according to legally defined categories.

## Important information

On the reporting date all securities in the Fund's portfolio are valued at market price.

This report has been prepared for information purposes based on data available and known to INTERCAPITAL ASSET MANAGEMENT d.o.o. at the time of its preparation and publication and as such is subject to change and does not constitute an offer to purchase shares in the Fund, nor can the information contained in this report be considered an investment recommendation. For detailed information on the conditions, characteristics and risks of investing in the Fund, please read the Prospectus, the Fund's Rules and Key Information for Investors, as well as the method of calculating the Fund's Indicators on the company's website ([www.icam.hr](http://www.icam.hr)).



# InterCapital CROBEX10tr

Unit Class B - UCITS ETF



March 2024

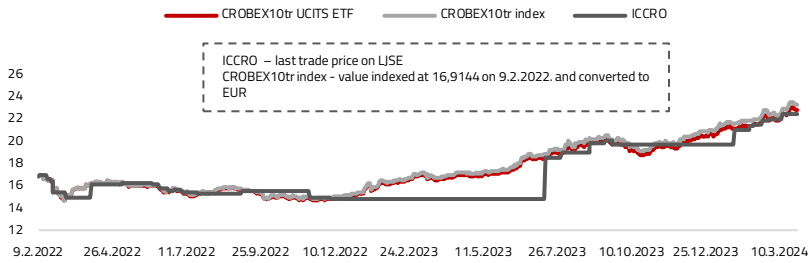
## Investment goal and strategy

InterCapital CROBEX10tr UCITS ETF is an open-ended equity UCITS fund with public offering traded on a stock exchange. The investment goal of the ETF is to replicate the structure and performance of the Zagreb Stock Exchange CROBEX10tr index, which is used as a benchmark to evaluate the return realized by the ETF. The ETF's goal is to enable investors to achieve the return as similar as possible to the return of the reference index, with minimum tracking difference so the investor with a small investment participates in a diversified portfolio of the best stocks on the Zagreb Stock Exchange.

## About CROBEX10tr index

CROBEX 10tr is a total return index with dividends taken into calculation. Index is composed of 10 stocks listed on Zagreb Stock Exchange with the largest free float market capitalization and highest trading volume. More information on index composition is available at [www.zse.hr](http://www.zse.hr).

## Unit value/ ETF / CROBEX10tr index



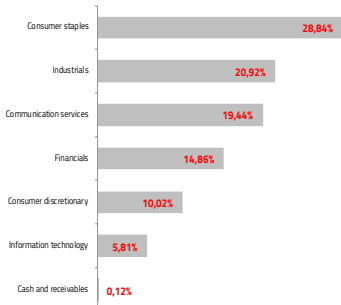
	1 M	3 M	12 M	2024.	2023.	2022*	2021.	Inception**	AVG
CROBEX10tr UCITS ETF	4,23%	10,37%	36,88%	10,37%	10,37%	-10,24%	N/A	35,08%	15,13%
CROBEX10tr index	4,30%	10,62%	38,24%	10,62%	10,62%	-9,46%	18,95%	37,97%	16,28%
ICCRO	1,95%	13,71%	51,82%	5,75%	5,75%	-12,89%	N/A	32,25%	14,00%

The basis for calculating the return of the CROBEX10tr UCITS ETF is the fund's unit price (NAV), and for ICCRO the closing price of ETF trading on the LJSE. The presented historical returns have an informative character, are the result of the Fund's performance in previous periods and do not represent an indication and do not have any impact on the future results of the Fund's performance.

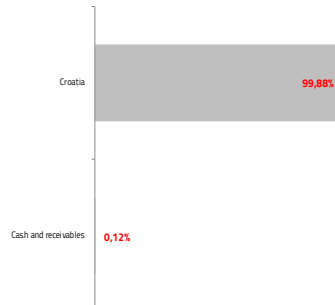
\*2022 return is calculated since 9.2.2022.

\*\*Return since inception is calculated since 9.2.2022.

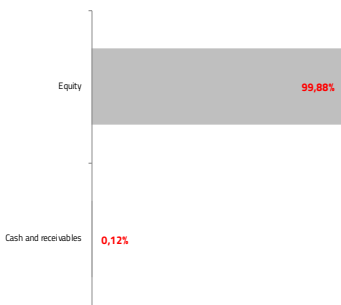
## Sector breakdown



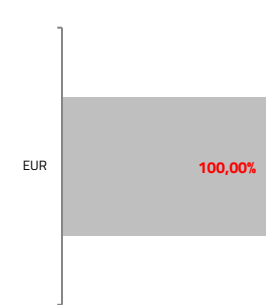
## Geographic breakdown



## Asset structure



## Currency exposure



## Fund and index characteristics

Tracking difference	-0,98%
Tracking error volatility	0,07%
Total expense ratio	0,93%
TTM ROE	9,35%
Dividend yield	2,26%
TTM P/E	16,84

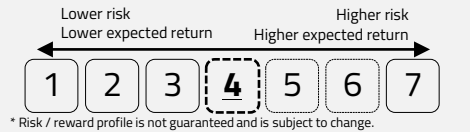
## Key fund information

Asset management company	InterCapital Asset Management Ltd.
Fund type	UCITS
Country of domicile	Croatia
Depository bank	OTP bank d.d.
Market maker	INTERKAPITAL Securities Ltd.
Ticker	ICCRO
Listed on	Ljubljana Stock Exchange
Share class currency	EUR
Initial unit value	16,9144
Net asset	4,13 m EUR
Unit value	22,8475
Management fee	up to 0,80%
Depository fee	0,08%
Launch date	9.2.2022
ISIN	HRICAMFC10B6
LEI	747800IO569M8MTMGHZB4

## Top 10 holdings

Ticker	Issuer	% NAV
HT	HRVATSKI TELEKOM D.D.	20,93%
PODR	PODRAVKA D.D.	19,14%
KOEI	KONČAR EI D.D.	18,68%
ADRS2	ADRS GRUPA D.D.	10,87%
RIVP	VALAMAR RIVIERA D.D.	10,02%
ATGR	ATLANTIC GRUPA D.D.	9,72%
ERNT	ERICSSON NIKOLA TESLA D.D.	4,37%
HPB	HPB D.D.	4,00%
SPAN	SPAN D.D.	1,44%
ATPL	ATLANTSKA PLOVIDBA D.D.	0,77%
<b>Top 10 total</b>		<b>99,94%</b>

## Risk / reward profile\*



## Market type exposure\*

Regulated markets of member states	100,00%
Regulated markets other countries	0,00%
Recently issued securities	0,00%
Unlisted securities	0,00%

\*Percentage share of securities in the Fund's net assets, grouped according to legally defined categories.

## Important information

On the reporting date all securities in the Fund's portfolio are valued at market price.

This report has been prepared for information purposes based on data available and known to INTERCAPITAL ASSET MANAGEMENT d.o.o. at the time of its preparation and publication and as such is subject to change and does not constitute an offer to purchase shares in the Fund, nor can the information contained in this report be considered an investment recommendation. For detailed information on the conditions, characteristics and risks of investing in the Fund, please read the Prospectus, the Fund's Rules and Key Information for Investors, as well as the method of calculating the Fund's Indicators on the company's website ([www.icam.hr](http://www.icam.hr)).

# InterCapital SBITOP TR

Unit Class B - UCITS ETF



March 2024

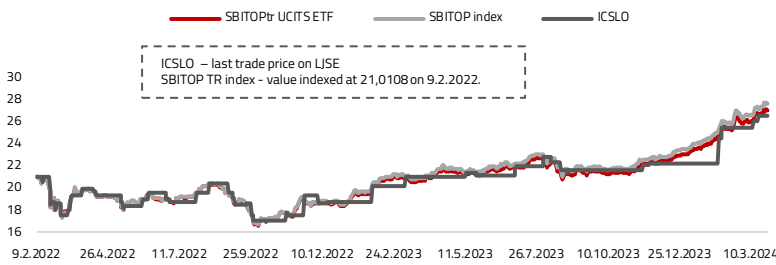
## Investment goal and strategy

InterCapital SBITOP TR UCITS ETF is an open-ended equity UCITS fund with public offering traded on a stock exchange. The investment goal of the ETF is to replicate the structure and performance of the Ljubljana Stock Exchange SBITOP tr index, which is used as a benchmark to evaluate the return realized by the ETF. The ETF's goal is to enable investors to achieve the return as similar as possible to the return of the reference index, with minimum tracking difference so the investor with a small investment participates in a diversified portfolio of the best stocks on the Ljubljana Stock Exchange.

## About SBITOP TR index

SBITOP TR is a total return index with dividends taken into calculation. Index is composed of stocks listed on Ljubljana Stock Exchange with the largest free float market capitalization and highest trading volume. More information on index composition is available at [www.ljse.si](http://www.ljse.si).

## Unit value/ ETF / SBITOP TR index



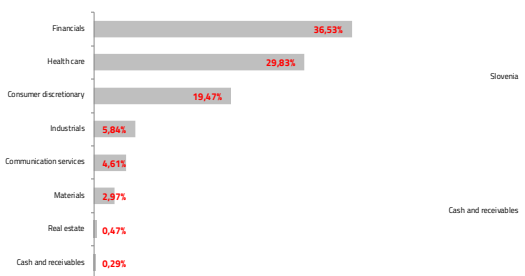
	1 M	3 M	12 M	2024.	2023.	2022.*	2021.	Inception**
SBITOP TR UCITS ETF	4,05%	17,12%	29,08%	17,12%	26,09%	-12,71%	N/A	28,89%
SBITOP TR index	4,14%	17,38%	30,46%	17,38%	27,80%	-12,19%	4,724%	31,73%
ICSLO	3,99%	19,68%	26,52%	19,68%	18,65%	-11,07%	N/A	26,28%

The basis for calculating the return of the SBITOPtr UCITS ETF is the fund's unit price (NAV), and for ICSLO the closing price of ETF trading on the LJSE. The presented historical returns have an informative character, are the result of the Fund's performance in previous periods and do not represent an indication and do not have any impact on the future results of the Fund's performance.

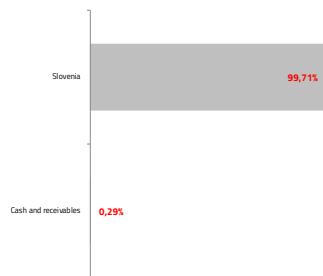
\*2022 return is calculated since 9.2.2022.

\*\*Return since inception is calculated since 9.2.2022.

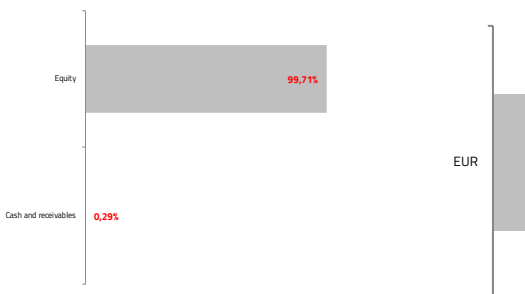
## Sector breakdown




## Geographic breakdown



## Asset structure



## Currency exposure



## Fund and index characteristics

Tracking difference	-1,07%
Tracking error volatility	0,86%
Total expense ratio	0,97%
TTM ROE	15,38%
Dividend yield	5,90%
TTM P/E	8,23

## Key fund information


Asset management company	InterCapital Asset Management Ltd.
Fund type	UCITS ETF
Country of domicile	Croatia
Depository bank	OTP bank d.d.
Market maker	INTERKAPITAL Securities Ltd.
Ticker	ICSLO
Listed on	Ljubljana Stock Exchange
Share class currency	EUR
Initial unit value	21,0108
Net asset	7,89 m EUR
Unit value	27,0811
Management fee	0,70%
Depository fee	0,08%
Launch date	9.2.2022
ISIN	HRICAMFSBIB2
LEI	74780080W356FMM5YB23

## Top 10 holdings

Ticker	Issuer	% NAV
KRKG SV	KRKA	29,85%
NLBR SV	NOVA LJUBLJANSKA BANKA	20,35%
PETG SV	PETROL	19,48%
ZVTG SV	ZAVAROVALNICA TRIGLAV	9,31%
POSR SV	REINSURANCE CO SAVA LTD	6,89%
LKPG SV	LUKA KOPER	5,84%
TLSG SV	TELEKOM SLOVENIJE	4,62%
CICG SV	CINKARNA CELJE	2,97%
EQNX SV	EQUINOX NEPREMICNINE	0,47%

Top 10 total 99,78%

## Risk / reward profile\*



\* Risk / reward profile is not guaranteed and is subject to change.

## Market type exposure\*

Regulated markets of member states	100,00%
Regulated markets other countries	0,00%
Recently issued securities	0,00%
Unlisted securities	0,00%

\*Percentage share of securities in the Fund's net assets, grouped according to legally defined categories.

## Important information

On the reporting date all securities in the Fund's portfolio are valued at market price.

This report has been prepared for information purposes based on data available and known to INTERCAPITAL ASSET MANAGEMENT d.o.o. at the time of its preparation and publication and as such is subject to change and does not constitute an offer to purchase shares in the Fund, nor can the information contained in this report be considered an investment recommendation. For detailed information on the conditions, characteristics and risks of investing in the Fund, please read the Prospectus, the Fund's Rules and Key Information for Investors, as well as the method of calculating the Fund's Indicators on the company's website ([www.icam.hr](http://www.icam.hr)).

# InterCapital BET-TRN

UCITS ETF



March 2024

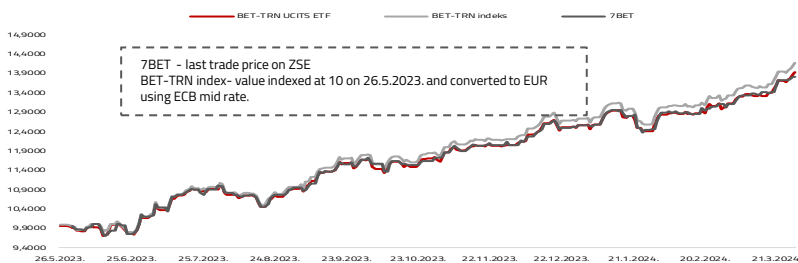
## Investment goal and strategy

InterCapital BET-TRN UCITS ETF is an open-ended equity UCITS fund with public offering traded on a stock exchange. The investment goal of the ETF is to replicate the structure and performance of the Bucharest Stock Exchange BET-TRN index, which is used as a benchmark to evaluate the return realized by the ETF. The ETF's goal is to enable investors to achieve the return as similar as possible to the return of the reference index, with minimum tracking difference so the investor with a small investment participates in a diversified portfolio of the best stocks on the Bucharest Stock Exchange.

## About BET-TRN index

BET-TRN 10tr is a total return indeks with dividends taken into calculation. Indeks is composed of minimum 10 and maximum of 20 stocks from Bucharest Stock Exchange. Included stocks are generally the most liquid on BSE. More information on indeks composition is available at [www.bvb.ro](http://www.bvb.ro)

## Unit value / ETF-a / BET-TR index

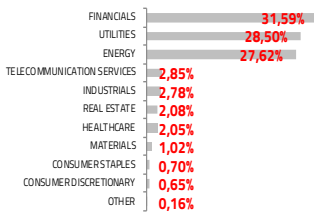


	1 M	3 M	2024.	2023.*	Inception**
BET-TR UCITS ETF	6,96%	10,95%	10,95%	26,14%	39,94%
BET-TR index	7,07%	11,28%	11,28%	27,56%	41,95%
7BET	6,13%	10,10%	10,10%	26,05%	38,78%

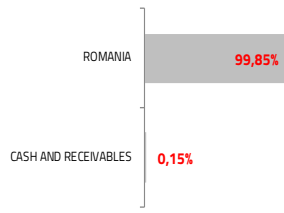
The basis for calculating the return of the BET-TRN UCITS ETF is the fund's unit price (NAV), and for 7BET the closing price of ETF trading on the ZSE. The presented historical returns have an informative character, are the result of the Fund's performance in previous periods and do not represent an indication and do not have any impact on the future results of the Fund's performance.

\*2023 return and return since inception is calculated since 26.5.2023.

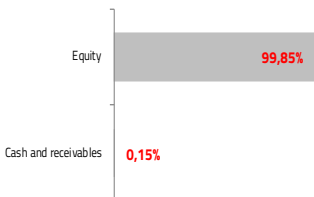
## Sector breakdown



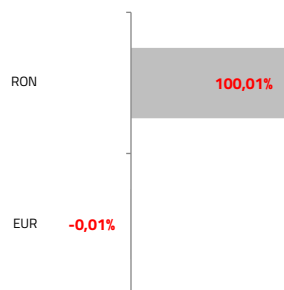
## Geographic breakdown



## Asset structure



## Currency exposure



## Fund and index characteristics

Tracking difference	-1,42%
Tracking error volatility	1,13%
Total expense ratio	0,97%
TTM ROE	20,34%
Dividend yield	4,76%
TTM P/E	8,77

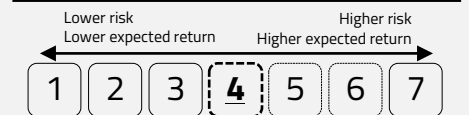
## Key fund information

Asset management	InterCapital Asset Management Ltd.
Fund type	UCITS ETF
Country of domicile	Croatia
Depository bank	OTP bank d.d.
Market maker	InterCapital Securities
Ticker	7BET/ICBET
Listed on	ZSE & LJSE
Share class currency	EUR
Initial unit value	10
Net asset	7,58 m EUR
Unit value	13,9550
Management fee	do 0,80%
Depository fee	0,08%
Launch date	26.5.2023
ISIN	HRICAMFBETR5
LEI	74780070L20RKZYPLM58

## Top 10 holdings

Ticker	Issuer	% NAV
TLV RO	BANCA TRANSILVANIA	19,73%
SNPRO	OMV PETROM SA	17,96%
H20 RO	S.P.E.E.H. HIDROELECTRICA	17,19%
SNG RO	SOCIETATEA NATIONALA DE	9,25%
BRD RO	BRD-GROUPE SOCIETE	8,63%
SNN RO	SOCIETATEA NATIONALA	4,24%
EL RO	ELECTRICA SA	3,29%
DIGI RO	DIGI COMMUNICATIONS NV	2,85%
TGN RO	TRANSGAZ SA MEDIAS	2,61%
FP RO	SC FONDUL PROPRIETATEA	2,52%
<b>Top 10 total</b>		<b>88,27%</b>

## Risk / reward profile\*



\* Risk / reward profile is not guaranteed and is subject to change.

## Market type exposure\*

Regulated markets of member states	100,00%
Regulated markets other countries	0,00%
Recently issued securities	0,00%
Unlisted securities	0,00%

\*Percentage share of securities in the Fund's net assets, grouped according to legally defined categories.

## Important information

On the reporting date all securities in the Fund's portfolio are valued at market price.

This report has been prepared for information purposes based on data available and known to INTERCAPITAL ASSET MANAGEMENT d.o.o. at the time of its preparation and publication and as such is subject to change and does not constitute an offer to purchase shares in the Fund, nor can the information contained in this report be considered an investment recommendation. For detailed information on the conditions, characteristics and risks of investing in the Fund, please read the Prospectus, the Fund's Rules and Key Information for Investors, as well as the method of calculating the Fund's Indicators on the company's website ([www.icam.hr](http://www.icam.hr)).

# InterCapital Euro Money Market

UCITS ETF



March 2024

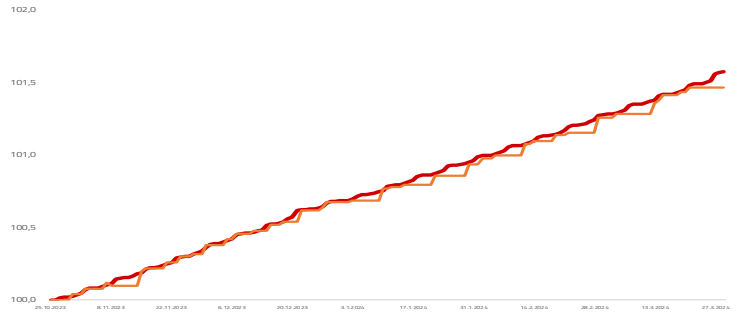
## Key fund information

Asset management company	InterCapital Asset Management d.o.o.
Fund type	Money market ETF
Net asset	19,66 m EUR
Unit value	101,2755
ISIN	HRICAMFEUMM1
LEI	747800J0ID2ZQYL
	DRT44
Depository bank	OTP banka d.d.
Min. payment	200.000 EUR
Launch date	25.10.2023
Initial unit value	100
Fund currency	EUR

## Fund returns

2024.	0,58%
1Y	N/A
AVG	3,71%
2023.	0,69%
2022.	N/A
2021.	N/A
2020.	N/A
2019.	N/A

## Fund unit value and ETF



\* Annual return is calculated using the following formula:  $Rann = (\text{report date unit value} / \text{initial unit value})^{365 / \text{number of days}}$ .

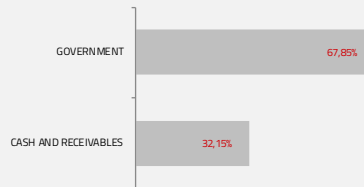
The displayed historical returns are for informational purposes, are the result of the Fund's operations in past periods and do not represent an indication nor have any impact on the future results of the Fund's operations.

## Investment goal and strategy

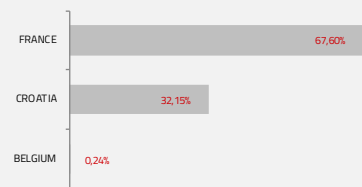
Increase in the value of shares in the short term, to a value higher than the short-term rates on the money market, with high liquidity and low asset volatility; it will be endeavoured to achieve the objective by investing in money market instruments, primarily into treasury bills of issuers from the Republic of Croatia, other member states of the European Union, OECD, and CEFTA, then deposits with credit institutions, and reverse repo transactions.

## Asset breakdown

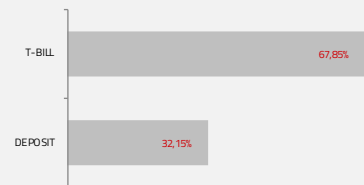
### Sector breakdown



### Geographic breakdown



### Asset structure



### Currency exposure



## Fund fees

Management fee	0,15%
Depository fee	0,08%
Entry fee	0,00%
Redemption fee	0,00%

## Market type exposures

Regulated markets of member states	100,00%
Regulated markets other countries	0,00%
Recently issued securities	0,00%
Unlisted securities	0,00%

## Important information

On the reporting date all securities in the Fund's portfolio are valued at market price. This report has been prepared for information purposes based on data available and known to INTERCAPITAL ASSET MANAGEMENT d.o.o. at the time of its preparation and publication and as such is subject to change and does not constitute an offer to purchase shares in the Fund, nor can the information contained in this report be considered an investment recommendation. For detailed information on the conditions, characteristics and risks of investing in the Fund, please read the Prospectus, the Fund's Rules and Key Information for Investors, as well as the method of calculating the Fund's Indicators on the company's website ([www.icam.hr](http://www.icam.hr)).

## Top 10

Ticker	Type	Issuer	%NAV
BTF 0 05/23/24	T-bill	FRANCE	19,47%
BTF 0 05/08/24	T-bill	FRANCE	17,08%
BTF 0 06/19/24	T-bill	FRANCE	15,77%
Depozit OTP D.D.	Deposit	OTP BANKA D.D.	14,75%
Depozit PBZ D.D.	Deposit	PBZ D.D.	14,75%
BTF 0 04/10/24	T-bill	FRANCE	10,17%
BTF 0 06/05/24	T-bill	FRANCE	8,51%
Depozit ERSTE D.C	Deposit	ERSTE BANK D.D.	7,73%
BTF 0 04/24/24	T-bill	FRANCE	5,23%
BTF 0 05/29/24	T-bill	FRANCE	1,77%

**Top 10 total**

**115,23%**