

# InterCapital CROBEX10tr

Razred B - UCITS ETF



April 2024.

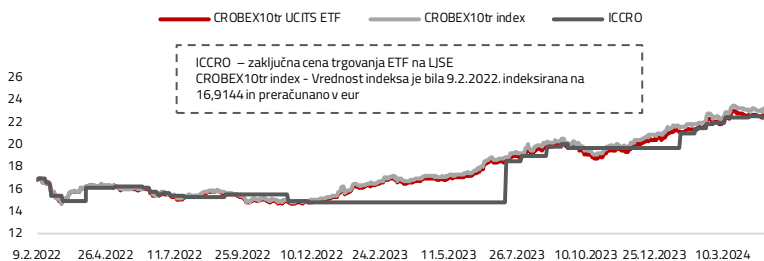
## Naložbeni cilj in strategija

InterCapital CROBEX10tr UCITS ETF je indeksni delniški odprti investicijski sklad z javno ponudbo, s katerim se trguje na borzi. Naložbeni cilj ETF je repliciranje strukture in izvedbe indeksa Zagrebške borze CROBEX10tr, ki se uporablja kot referenčna vrednost (benchmark) za vrednotenje donosa, ki ga ustvarja ETF. Strategija ETF je vlagateljem omogočiti donosnost naložbe, ki je čim bolj podobna donosnosti referenčnega indeksa, s čim manjšo napako pri spremljanju, tako da vlagatelj z majhno naložbo sodeluje v razpršenem portfelju najkakovostnejših delnic na Zagrebški borzi.

## O indeksu CROBEX10tr

CROBEX 10tr je indeks skupnega donosa, pri katerem so dividende vključene v izračun. Indeks sestavlja 10 delnic Zagrebške borze z največjo free float tržno kapitalizacijo in obsegom trgovanja. Več o komponentah indeksa CROBEX10tr najdete na [www.zse.hr](http://www.zse.hr).

## Gibanje vrednosti deleža / ETF / CROBEX10tr indeksa



	1 M	3 M	12 M	2024.	2023.	2022.*	2021.	Začetak**	PGP
CROBEX10tr UCITS ETF	-0,31%	6,05%	35,13%	10,03%	10,03%	-10,24%	N/A	34,66%	14,33%
CROBEX10tr index	-0,23%	6,29%	36,49%	10,37%	10,37%	-9,46%	18,95%	37,66%	15,47%
ICCRO	0,18%	7,09%	52,09%	5,77%	5,77%	-12,89%	N/A	32,49%	13,50%

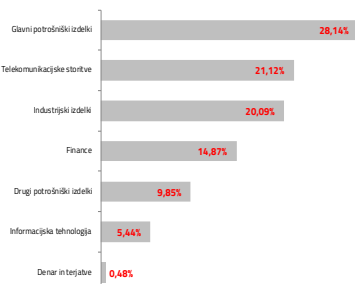
Osnova za izračun donosnosti CROBEX10tr UCITS ETF je cena deleža sklada (NAV), za ICSSLO pa končna cena trgovanja z ETF na LJSE.

Prikazani zgodovinski donosi so informativnega značaja, so rezultat poslovanja sklada v preteklih obdobjih in ne predstavljajo indikacije ter ne vplivajo na prihodnje rezultate poslovanja sklada.

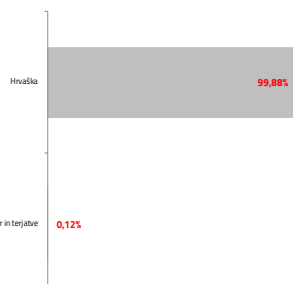
\*Donos za leto 2022 je izračunan od začetka delovanja sklada

\*\* Donosi od ustanovitve so izračunani od začetka delovanja sklada 09.02.2022.

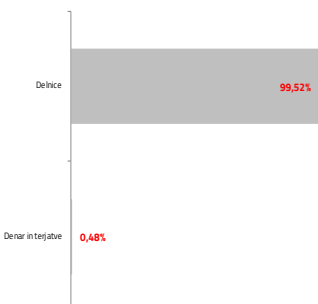
## Sektorska izpostavljenost




## Geografska izpostavljenost



## Struktura lastnine



## Valutna izpostavljenost



## Značilnosti sklada in indeksa

Tracking difference	-0,98%
Tracking error volatility	0,07%
Total expense ratio	0,93%
Donos na kapital v zadnjih 12 mesecih (TTM ROE)	9,54%
Trenutni dividendni donos indeksa	2,60%
Razmerje med ceno in dobičkom delniških indeksov v zadnjih 12 mesecih	15,91

## Ključne informacije o skladu

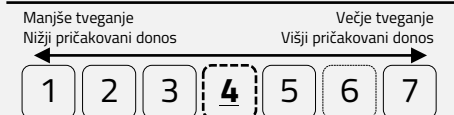
Družba za upravljanje	InterCapital Asset Management Ltd.
Vrsta sklada	UCITS
Domicilna država	Hrvaška
Depozitar	OTP bank d.d.
Vzdržavalec trga	INTERKAPITAL Securities Ltd.
Ticker	ICCR0
Trg	Ljubljanska borza (LJSE)
Denominacija	EUR
Začetna cena deleža	16,9144
Neto lastnina	4,12 m EUR
Cena deleža	22,7763
Strošek upravljanja	max. 0,80%
Strošek depozitarja	0,08%
Začetek dela sklada	9.2.2022
ISIN	HRICAMFC10B6
LEI	74780010569M8TMGHZB4

## Top 10 naložbi

Oznaka	Izdajatelj	% NAV
HT	HRVATSKI TELEKOM D.D.	21,14%
KOEI	KOŃČAR EI D.D.	19,31%
PODR	PODRAVKA D.D.	18,84%
ADRS2	ADRIJSKA GRUPA D.D.	10,90%
RIVP	VALAMAR RIVIERA D.D.	9,86%
ATGR	ATLANTIC GRUPA D.D.	9,33%
ERNT	ERICSSON NIKOLA TESLA D.D.	4,20%
HPB	HPB D.D.	3,98%
SPAN	SPAN D.D.	1,25%
ATPL	ATLANTSKA PLOVIDBA D.D.	0,80%

Top 10 total 99,61%

## Profil tveganja in uspešnosti\*



\* Kategorija/ profil tveganja in uspešnosti sklada nista zagotovljena in se lahko sčasoma spremenita

## Izpostavljenost vrstam trgov\*

Urejeni trgi države članice	100,00%
Urejeni trgi tretje države	0,00%
Nedavno izdani vrednostni papirji	0,00%
Neuvrščeni vrednostni papirji	0,00%

\*Odstotni delež vrednostnih papirjev v čistih sredstvih sklada, razvrščenih po zakonsko določenih kategorijah.

## Pomembne opombe

Na dan izdelave mesečnega poročila v portfelju sklada ni vrednostnih papirjev, vrednotenih po metodi vrednotenja.

To poročilo je pripravljeno za informativno uporabo na podlagi podatkov, ki so na voljo in so znani podjetju INTERCAPITAL ASSET MANAGEMENT d.o.o. v času njegove priprave in objave in se kot tako lahko spremenijo in ne predstavljajo ponudbe za nakup deleža v skladu, prav tako pa se podatki, ki jih vsebuje to poročilo, ne morejo pojmovati kot investicijsko priporočilo. Za podrobnejše informacije o pogojih, značilnostih in tveganjih vlaganja v sklad preberite Prospekt, Pravila sklada in ključne informacije za vlagatelje ter način izračuna kazalnikov sklada na spletni strani družbe ([www.icam.hr](http://www.icam.hr)).

# InterCapital SBITOP TR

Razred B - UCITS ETF



April 2024.

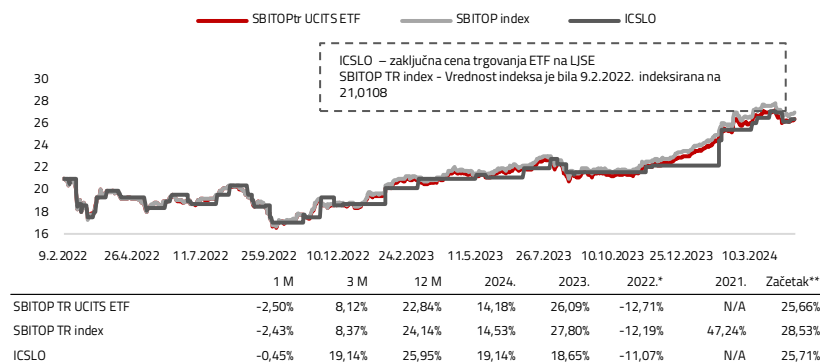
## Naložbeni cilj in strategija

InterCapital SBITOP TR UCITS ETF je indeksni delniški odprti investicijski sklad z javno ponudbo, s katerim se trguje na borzi. Naložbeni cilj ETF je repliciranje strukture in izvedbe indeksa Zagrebske borze SBITOP TR, ki se uporablja kot referenčna vrednost (benchmark) za vrednotenje donosa, ki ga ustvarja ETF. Strategija ETF je vlagateljem omogočiti donos, ki je čimbolj podoben donosu referenčnega indeksa, z najmanjšo možno napako spremljanja, tako da vlagatelj z majhnim vložkom sodeluje v razpršenem portfelju najboljših delnic Ljubljanske borze.

## O indeksu SBITOP TR

SBITOP TR je indeks skupnega donosa, pri katerem so dividende vključene v izračun. Indeks sestavljajo delnice Ljubljanske borze z največjo free float tržno kapitalizacijo in obsegom trgovanja. Več o komponentah indeksa SBITOP TR najdete na [www.ljse.si](http://www.ljse.si).

## Gibanje vrednosti deleža / ETF / SBITOP TR indeksa



Osnova za izračun donosnosti SBITOPtr UCITS ETF je cena deleža sklada (NAV), za ICSLO pa končna cena trgovanja z ETF na LJSE. Prikazani zgodovinski donosi so informativnega značaja, so rezultat poslovanja sklada v preteklih obdobjih in ne predstavljajo indikacije ter ne vplivajo na prihodnje rezultate poslovanja sklada.

\*Donos za leto 2022 je izračunan od začetka delovanja sklada

\*\* Donosi od ustanovitve so izračunani od začetka delovanja sklada 09.02.2022.

## Značilnosti sklada in indeksa

Tracking difference	-1,07%
Tracking error volatility	0,86%
Total expense ratio	0,97%
Donos na kapital v zadnjih 12 mesecih (TTM ROE)	13,71%
Trenutni dividendni donos indeks	4,82%
Razmerje med ceno in dobičkom delniških indeksov v 12 mesecih (TTM P/E)	8,82

## Ključne informacije o skladu


Družba za upravljanje	InterCapital Asset Management Ltd.
Vrsta sklada	UCITS ETF
Domicilna država	Hrvaška
Depozitar	OTP bank d.d.
Vzdržavalec trga	INTERKAPITAL vrijednosni papiri d.o.o.
Ticker	ICSLO
Trg	Ljubljanska borza (LJSE)
Denominacija	EUR
Začetna cena deleža	21,0108
Neto lastnina	8,19 m EUR
Cena deleža	26,402
Strošek upravljanja	0,70%
Strošek depozitarja	0,08%
Začetek dela sklada	9.2.2022
ISIN	HRICAMFSBIB2
LEI	74780080W356FMMSYB23

## Top 10 naložbi

Oznaka	Izdajatelj	% NAV
KRKG SV	KRKA	29,99%
PETG SV	PETROL	20,18%
NLBR SV	NOVA LJUBLJANSKA BANKA	19,71%
ZVTG SV	ZAVAROVALNICA TRIGLAV	9,03%
POSR SV	REINSURANCE CO SAVA LTD	6,79%
LKPG SV	LUKA KOPER	5,93%
TLSG SV	TELEKOM SLOVENIJE	4,53%
CICG SV	CINKARNA CELJE	3,09%
EQNX SV	EQUINOX NEPREMICNINE	0,49%

Top 10 total 99,74%

## Profil tveganja in uspešnosti\*



\* Kategorija/ profil tveganja in uspešnosti sklada nista zagotovljena in se lahko sčasoma spreminita

## Izpostavljenost vrstam trgov\*

Urejeni trgi države članice	100,00%
Urejeni trgi tretje države	0,00%
Nedavno izdani vrednostni papirji	0,00%
Neurvršeni vrednostni papirji	0,00%

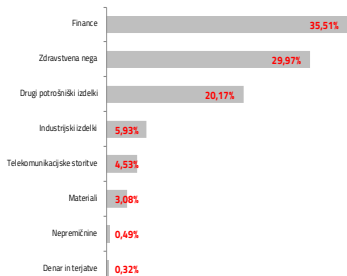
\* Kategorija/ profil tveganja in uspešnosti sklada nista zagotovljena in se lahko sčasoma spreminita

## Pomembne opombe

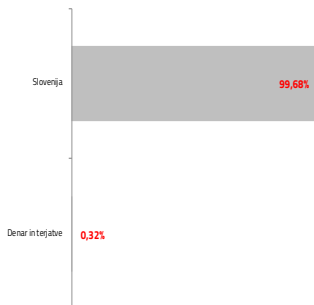
Na dan izdelave mesečnega poročila v portfelju sklada ni vrednostnih papirjev, vrednotenih po metodi vrednotenja.

To poročilo je pripravljeno za informativno uporabo na podlagi podatkov, ki so na voljo in so znani podjetju INTERCAPITAL ASSET MANAGEMENT d.o.o. v času njegove priprave in objave in se kot tako lahko spremeni in ne predstavlja ponudbe za nakup deleža v skladu, prav tako pa se podatki, ki jih vsebuje to poročilo, ne morejo pojmovati kot investicijsko priporočilo. Za podrobnejše informacije o pogojih, značilnostih in tveganjih vlaganja v sklad preberite Prospekt, Pravila sklada in ključne informacije za vlagatelje ter način izračuna kazalnikov sklada na spletni strani družbe ([www.icam.hr](http://www.icam.hr)).


## Sektorska izpostavljenost



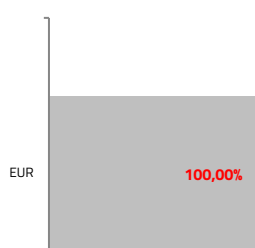
## Geografska izpostavljenost



## Struktura lastnine



## Valutna izpostavljenost



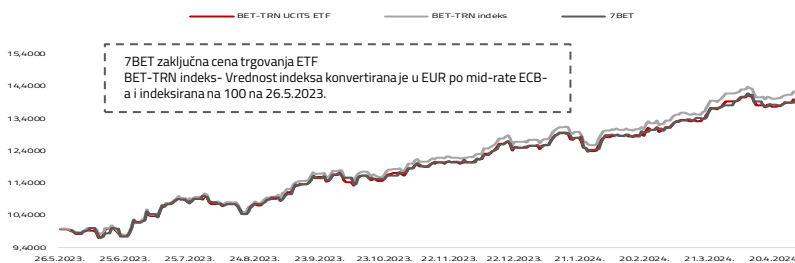
## Naložbeni cilj in strategija

InterCapital BET-TRN UCITS ETF je indeksni delniški odprti investicijski sklad z javno ponudbo, s katerim se trguje na borzi. Naložbeni cilj ETF je repliciranje strukture in izvedbe indeksa Bukareške borze BET-TRN, ki se uporablja kot referenčna vrednost (benchmark) za vrednotenje donosa, ki ga ustvarja ETF. Strategija ETF je vlagateljem omogočiti donos, ki je čimbolj podoben donosu referenčnega indeksa, z najmanjšo možno napako spremljanja, tako da vlagatelj z majhnim vložkom sodeluje v razpršenem portfelju najboljših delnic Bukareške borze.

## O indeksu SBITOP TR

Pomeni delniški indeks Bukareške borze, s polnim imenom: BUCHAREST EXCHANGE TRADING NET TOTAL RETURN INDEX, ki vključuje najbolj likvidna romunska podjetja, ki kotirajo na borzi v Bukarešti. Več o komponentah indeksa BET-TRN najdete na [www.bvb.ro](http://www.bvb.ro)

## Gibanje vrednosti deleža / ETF / BET-TRN indeksa



	1 mj.	3 mj.	2024.	2023.*	Začetak**
BET-TR UCITS ETF	0,06%	9,66%	11,01%	26,14%	40,01%
BET-TR indeks	0,16%	10,01%	11,46%	27,56%	42,18%
7BET	1,23%	10,49%	11,46%	26,05%	40,49%

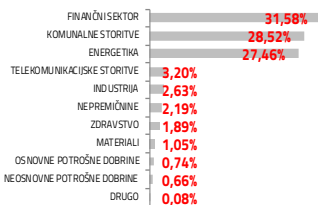
Baza za izračun donosa BET-TRN UCITS ETF-a je cena deleža fonda (NAV), te za 7BET zaključna cena trgovanja ETF-om na ZSE.

Prikazani zgodovinski donosi so informativnega značaja, so rezultat poslovanja sklada v preteklih obdobjih in ne predstavljajo indicacije ter ne vplivajo na prihodnje rezultate poslovanja sklada.

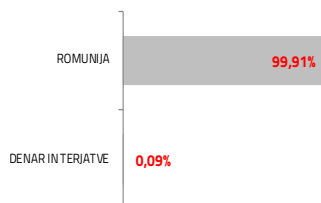
\*Donos za leto 2023 je izračunan od začetka delovanja sklada

\*\* Donosi od ustanovitve so izračunani od začetka delovanja sklada 26.05.2023.

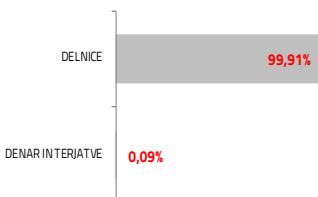
## Sektorska izpostavljenost




## Geografska izpostavljenost



## Struktura lastnine



## Valutna izpostavljenost



## Značilnosti sklada in indeksa

Tracking difference	-1,52%
Tracking error volatility	1,13%
Total expense ratio	0,97%
Donos na kapital v zadnjih 12	14,87%
Trenutni dividendni donos indeks	4,82%
Razmerje med ceno in dobičkom 12 mesecev (TTM P/E)	8,82

## Ključne informacije o skladu

Družba za upravljanje	InterCapital Asset Management Ltd.
Vrsta sklada	UCITS ETF
Domicilna država	Hrvaška
Depozitar	OTP bank d.d.
Vzdržavalec trga	INTERKAPITAL VP d.o.o.
Ticker	7BET/ICBET
Trg	ZSE & LJSE
Denominacija	EUR
Začetna cena deleža	10
Neto lastnina	7,35 m EUR
Cena deleža	13,9626
Strošek upravljanja	do 0,80%
Strošek depozitarja	0,08%
Začetek dela sklada	26.5.2023
ISIN	HRICAMFBETR5
LEI	74780070L20RKZYPLM58

## Top 10 naložbi

Oznaka	Izdajatelj	% NAV
TLV RO	BANCA TRANSILVANIA	20,10%
SNP RO	OMV PETROM SA	18,40%
H2O RO	S.P.E.E.H.HIDROELECTRICA	17,26%
SNG RO	SOCIETATEA NATIONALA DE	8,64%
BRD RO	BRD-GROUPE SOCIETE	8,26%
SNN RO	SOCIETATEA NATIONALA	4,23%
EL RO	ELECTRICA SA	3,29%
DIGI RO	DIGI COMMUNICATIONS NV	3,20%
TGN RO	TRANSGAZ SA MEDIAS	2,54%
FP RO	SC FONDUL PROPRIETATEA	2,51%
<b>Top 10 total</b>		<b>88,43%</b>

## Profil tveganja in uspešnosti\*



\* Kategorija/ profil tveganja in uspešnosti sklada nista zagotovljena in se lahko sčasoma spreminita

## Izpostavljenost vrstam trgov \*

Urejeni trgi države članice	100,00%
Urejeni trgi tretje države	0,00%
Nedavno izdani vrednostni papirji	0,00%
Neurščeni vrednostni papirji	0,00%

\* Postotni udio prenosivih vrednostnih papira (dionice, obveznice i sodni v.p.) u neto imovini Fonda, grupiranih prema zakonski definiranim kategorijama

## Pomembne opombe

Na dan izdelave mesečnega poročila v portfelju sklada ni vrednostnih papirjev, vrednotenih po metodi vrednotenja.

To poročilo je pripravljeno za informativno uporabo na podlagi podatkov, ki so na voljo in so znani podjetju INTERCAPITAL ASSET MANAGEMENT d.o.o. v času njegove priprave in objave in se kot tako lahko spremeni in ne predstavlja ponudbe za nakup deleža v skladu, prav tako pa se podatki, ki jih vsebuje to poročilo, ne morejo pojmovati kot investicijsko priporočilo. Za podrobnejše informacije o pogojih, značilnostih in tveganjih vlaganja v sklad preberite Prospekt, Pravila sklada in ključne informacije za vlagatelje ter način izračuna kazalnikov sklada na spletni strani družbe ([www.icam.hr](http://www.icam.hr)).

# InterCapital Euro Money Market

UCITS ETF



April 2024.

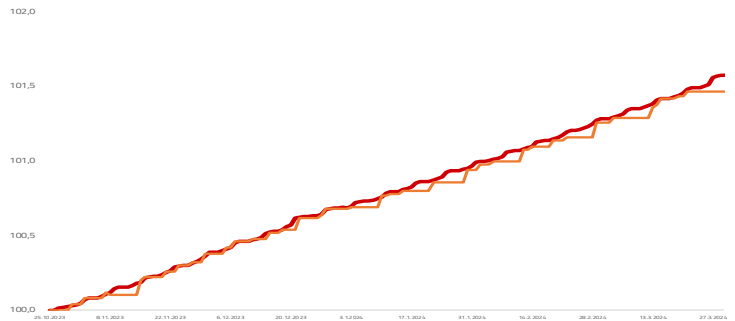
## Ključne informacije o skladu

Družba za upravljanje	InterCapital Asset Management d.o.o.
Vrsta sklada	Denarski ETF
Neto premoženje	19,36 m EUR
Cena deleža	101,8836
ISIN	HRICAMFEUMM1
LEI	747800JOID2ZQYL
	DRT44
Depozitar	OTP banka d.d.
Min. plačilo	200.000 EUR
Začetak dela sklada	25.10.2023
Začetna cena deleža	100
Denominacija	EUR

## Donosi

2024.	1,19%
1Y	N/A
AVG	3,69%
2023.	0,69%
2022.	N/A
2021.	N/A
2020.	N/A
2019.	N/A

## Gibanje vrednosti deleža in ETF



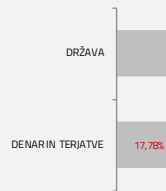
Letni donos se izračuna po naslednji formuli  $R_{\text{letno}} = \left( \frac{\text{vrednost enote na dan poročanja}}{\text{začetna vrednost enote}} \right)^{\frac{365}{\text{število dni}}}$ . Prikazani zgodovinski donosi so informativnega značaja, so rezultat poslovanja sklada v preteklih obdobjih in ne predstavljajo indikacije ter ne vplivajo na prihodnje rezultate poslovanja sklada.

## Investment goal and strategy


Kratkoročno povečanje vrednosti enot, višje od kratkoročnih obrestnih mer na denarnem trgu, z visoko likvidnostjo in nizko nestanovitnostjo sredstev, ki bo dosežena z vlaganjem v instrumente denarnega trga, primarno v zakladniške menice izdajateljev iz Republike Hrvaške, drugih držav članic Evropske unije, OECD in CEFTA, nadalje v depozite pri kreditnih institucijah in transakcije začasnega odkupa (repo posle).

## Porazdelitev portfelja

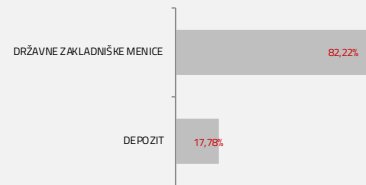
### Sektorska izpostavljenost



### Geografska izpostavljenost



### Struktura lastnine



### Valutna izpostavljenost



## Provizije sklada

Upravljavska provizija	0,15%
Depozitarna provizija	0,08%
Vstopna provizija	0,00%
Provizija za odkup	0,00%

## Izpostavljenost vrstama trgov

Urejeni trgi države članice	100,00%
Urejeni trgi tretje države	0,00%
Nedavno izdani vrednostni papirji	0,00%
Neurščeni vrednostni papirji	0,00%

## Pomembne opombe

Na dan izdelave mesečnega poročila v portfelju sklada ni vrednostnih papirjev, vrednotenih po metodi vrednotenja.

To poročilo je pripravljeno za informativno uporabo na podlagi podatkov, ki so na voljo in so znani podjetju INTERCAPITAL ASSET MANAGEMENT d.o.o. v času njegove priprave in objave in se kot tako lahko spremenijo in ne predstavljajo ponudbe za nakup deleža v skladu, prav tako pa se podatki, ki jih vsebuje to poročilo, ne morejo pojmovati kot investicijsko priporočilo. Za podrobnejše informacije o pogojih, značilnostih in tveganjih vlaganja v sklad preberite Prospekt, Pravila sklada in ključne informacije za vlagatelje ter način izračuna kazalnikov sklada na spletni strani družbe ([www.icam.hr](http://www.icam.hr)).

## Top 10

Oznaka	Vrsta	Izdajatelj	%NAV
BTF 0 05/23/24	Menica	FRANČIJA	19,83%
BTF 0 05/08/24	Menica	FRANČIJA	16,88%
BTF 0 06/19/24	Menica	FRANČIJA	16,07%
BTF 0 07/03/24	Menica	FRANČIJA	14,83%
Depozit PBZ D.D.	Depozit	PBZ D.D.	14,49%
BTF 0 06/05/24	Menica	FRANČIJA	8,67%
Depozit OTP D.D.	Depozit	OTP BANKA D.D.	3,79%
BTF 0 07/17/24	Menica	FRANČIJA	3,07%
BTF 0 07/31/24	Menica	FRANČIJA	2,76%
BTF 0 05/29/24	Menica	FRANČIJA	1,80%

Top 10

102,19%

# InterCapital CROBEX10tr

Unit Class B - UCITS ETF



April 2024

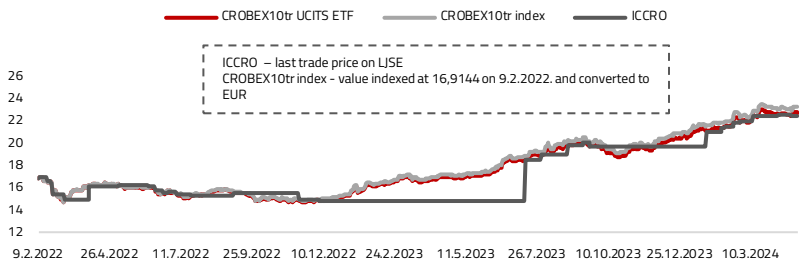
## Investment goal and strategy

InterCapital CROBEX10tr UCITS ETF is an open-ended equity UCITS fund with public offering traded on a stock exchange. The investment goal of the ETF is to replicate the structure and performance of the Zagreb Stock Exchange CROBEX10tr index, which is used as a benchmark to evaluate the return realized by the ETF. The ETF's goal is to enable investors to achieve the return as similar as possible to the return of the reference index, with minimum tracking difference so the investor with a small investment participates in a diversified portfolio of the best stocks on the Zagreb Stock Exchange.

## About CROBEX10tr index

CROBEX 10tr is a total return index with dividends taken into calculation. Index is composed of 10 stocks listed on Zagreb Stock Exchange with the largest free float market capitalization and highest trading volume. More information on index composition is available at [www.zse.hr](http://www.zse.hr).

## Unit value/ ETF / CROBEX10tr index



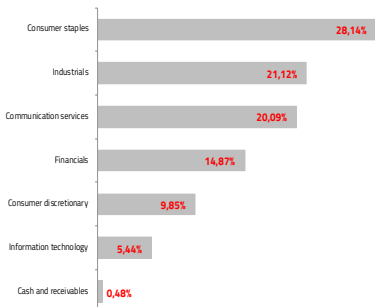
	1 M	3 M	12 M	2024.	2023.	2022*	2021.	Inception**	AVG
CROBEX10tr UCITS ETF	-0,31%	6,05%	35,13%	10,03%	10,03%	-10,24%	N/A	34,66%	14,33%
CROBEX10tr index	-0,23%	6,29%	36,49%	10,37%	10,37%	-9,46%	18,95%	37,66%	15,47%
ICCRO	0,18%	7,09%	52,09%	5,77%	5,77%	-12,89%	N/A	32,49%	13,50%

The basis for calculating the return of the CROBEX10tr UCITS ETF is the fund's unit price (NAV), and for ICCRO the closing price of ETF trading on the LJSE. The presented historical returns have an informative character, are the result of the Fund's performance in previous periods and do not represent an indication and do not have any impact on the future results of the Fund's performance.

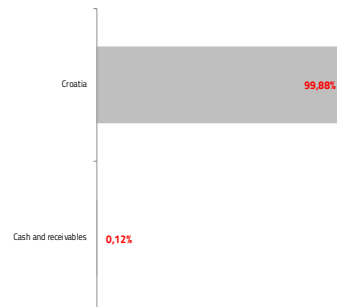
\*2022 return is calculated since 9.2.2022.

\*\*Return since inception is calculated since 9.2.2022.

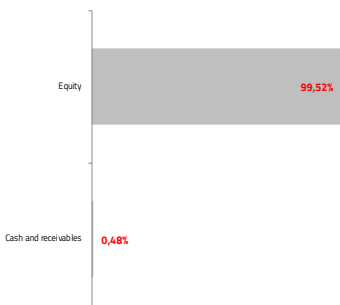
## Sector breakdown



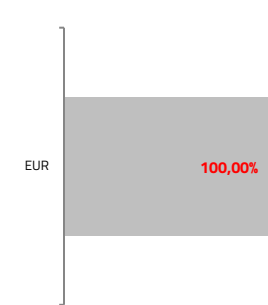
## Geographic breakdown



## Asset structure



## Currency exposure



## Fund and index characteristics

Tracking difference	-0,98%
Tracking error volatility	0,07%
Total expense ratio	0,93%
TTM ROE	9,54%
Dividend yield	2,60%
TTM P/E	15,91

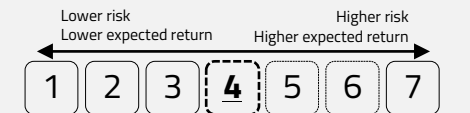
## Key fund information

Asset management company	InterCapital Asset Management Ltd.
Fund type	UCITS
Country of domicile	Croatia
Depository bank	OTP bank d.d.
Market maker	INTERKAPITAL Securities Ltd.
Ticker	ICCRO
Listed on	Ljubljana Stock Exchange
Share class currency	EUR
Initial unit value	16,9144
Net asset	4,12 m EUR
Unit value	22,7763
Management fee	up to 0,80%
Depository fee	0,08%
Launch date	9.2.2022
ISIN	HRICAMFC10B6
LEI	747800I0569M8TBMTHGHZB4

## Top 10 holdings

Ticker	Issuer	% NAV
HT	HRVATSKI TELEKOM D.D.	21,14%
KOEI	KONČAR EI D.D.	19,31%
PODR	PODRAVKA D.D.	18,84%
ADRS2	ADRS GRUPA D.D.	10,90%
RIVP	VALAMAR RIVIERA D.D.	9,86%
ATGR	ATLANTIC GRUPA D.D.	9,33%
ERNT	ERICSSON NIKOLA TESLA D.D.	4,20%
HPB	HPB D.D.	3,98%
SPAN	SPAN D.D.	1,25%
ATPL	ATLANTSKA PLOVIDBA D.D.	0,80%
<b>Top 10 total</b>		<b>99,61%</b>

## Risk / reward profile\*



\* Risk / reward profile is not guaranteed and is subject to change.

## Market type exposure\*

Regulated markets of member states	100,00%
Regulated markets other countries	0,00%
Recently issued securities	0,00%
Unlisted securities	0,00%

\*Percentage share of securities in the Fund's net assets, grouped according to legally defined categories.

## Important information

On the reporting date all securities in the Fund's portfolio are valued at market price.

This report has been prepared for information purposes based on data available and known to INTERCAPITAL ASSET MANAGEMENT d.o.o. at the time of its preparation and publication and as such is subject to change and does not constitute an offer to purchase shares in the Fund, nor can the information contained in this report be considered an investment recommendation. For detailed information on the conditions, characteristics and risks of investing in the Fund, please read the Prospectus, the Fund's Rules and Key Information for Investors, as well as the method of calculating the Fund's Indicators on the company's website ([www.icam.hr](http://www.icam.hr)).

# InterCapital SBITOP TR

Unit Class B - UCITS ETF



April 2024

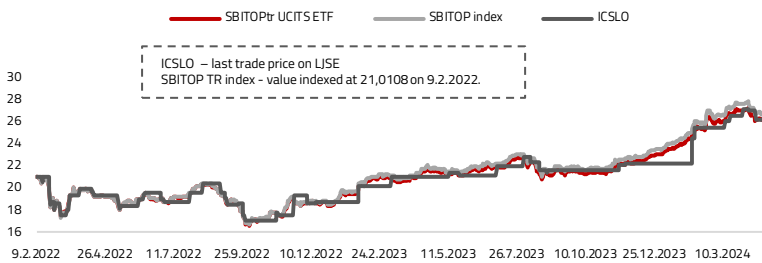
## Investment goal and strategy

InterCapital SBITOP TR UCITS ETF is an open-ended equity UCITS fund with public offering traded on a stock exchange. The investment goal of the ETF is to replicate the structure and performance of the Ljubljana Stock Exchange SBITOP tr index, which is used as a benchmark to evaluate the return realized by the ETF. The ETF's goal is to enable investors to achieve the return as similar as possible to the return of the reference index, with minimum tracking difference so the investor with a small investment participates in a diversified portfolio of the best stocks on the Ljubljana Stock Exchange.

## About SBITOP TR index

SBITOP TR is a total return index with dividends taken into calculation. Index is composed of stocks listed on Ljubljana Stock Exchange with the largest free float market capitalization and highest trading volume. More information on index composition is available at [www.ljse.si](http://www.ljse.si).

## Unit value/ ETF / SBITOP TR index



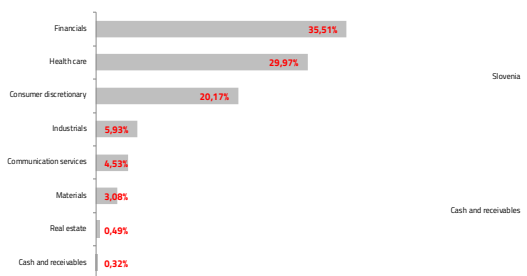
	1 M	3 M	12 M	2024.	2023.	2022.*	2021.	Inception**
SBITOP TR UCITS ETF	-2,50%	8,12%	22,84%	14,18%	26,09%	-12,71%	N/A	25,66%
SBITOP TR index	-2,43%	8,37%	24,14%	14,53%	27,80%	-12,19%	4,724%	28,53%
ICSLO	-0,45%	19,14%	25,95%	19,14%	18,65%	-11,07%	N/A	25,71%

The basis for calculating the return of the SBITOPtr UCITS ETF is the fund's unit price (NAV), and for ICSLO the closing price of ETF trading on the LJSE. The presented historical returns have an informative character, are the result of the Fund's performance in previous periods and do not represent an indication and do not have any impact on the future results of the Fund's performance.

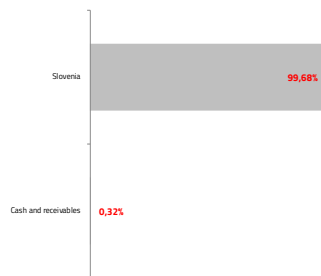
\*2022 return is calculated since 9.2.2022.

\*\*Return since inception is calculated since 9.2.2022.


## Sector breakdown



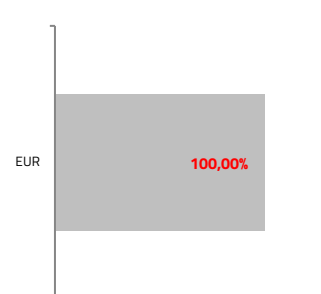
## Geographic breakdown



## Asset structure



## Currency exposure



## Fund and index characteristics

Tracking difference	-1,07%
Tracking error volatility	0,86%
Total expense ratio	0,97%
TTM ROE	13,71%
Dividend yield	4,82%
TTM P/E	8,82

## Key fund information

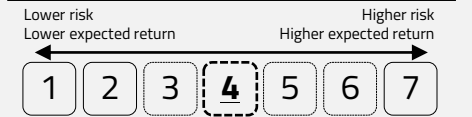
Asset management company	InterCapital Asset Management Ltd.
Fund type	UCITS ETF
Country of domicile	Croatia
Depository bank	OTP bank d.d.
Market maker	INTERKAPITAL Securities Ltd.
Ticker	ICSLO
Listed on	Ljubljana Stock Exchange
Share class currency	EUR
Initial unit value	21,0108
Net asset	8,19 m EUR
Unit value	26,402
Management fee	0,70%
Depository fee	0,08%
Launch date	9.2.2022
ISIN	HRICAMFSBIB2
LEI	74780080W356FMM5YB23

## Top 10 holdings

Ticker	Issuer	% NAV
KRKG SV	KRKA	29,99%
PETG SV	PETROL	20,18%
NLBR SV	NOVA LJUBLJANSKA BANKA	19,71%
ZVTG SV	ZAVAROVALNICA TRIGLAV	9,03%
POSR SV	REINSURANCE CO SAVA LTD	6,79%
LKPG SV	LUKA KOPER	5,93%
TLSG SV	TELEKOM SLOVENIJE	4,53%
CICG SV	CINKARNA CELJE	3,09%
EQNX SV	EQUINOX NEPREMICNINE	0,49%

Top 10 total 99,74%

## Risk / reward profile\*



\* Risk / reward profile is not guaranteed and is subject to change.

## Market type exposure\*

Regulated markets of member states	100,00%
Regulated markets other countries	0,00%
Recently issued securities	0,00%
Unlisted securities	0,00%

\*Percentage share of securities in the Fund's net assets, grouped according to legally defined categories.

## Important information

On the reporting date all securities in the Fund's portfolio are valued at market price.

This report has been prepared for information purposes based on data available and known to INTERCAPITAL ASSET MANAGEMENT d.o.o. at the time of its preparation and publication and as such is subject to change and does not constitute an offer to purchase shares in the Fund, nor can the information contained in this report be considered an investment recommendation. For detailed information on the conditions, characteristics and risks of investing in the Fund, please read the Prospectus, the Fund's Rules and Key Information for Investors, as well as the method of calculating the Fund's Indicators on the company's website ([www.icam.hr](http://www.icam.hr)).

# InterCapital BET-TRN

UCITS ETF



April 2024

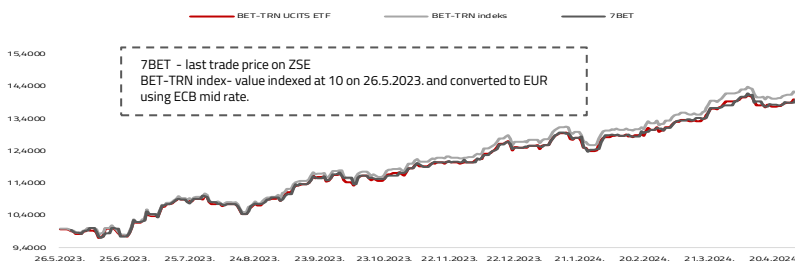
## Investment goal and strategy

InterCapital BET-TRN UCITS ETF is an open-ended equity UCITS fund with public offering traded on a stock exchange. The investment goal of the ETF is to replicate the structure and performance of the Bucharest Stock Exchange BET-TRN index, which is used as a benchmark to evaluate the return realized by the ETF. The ETF's goal is to enable investors to achieve the return as similar as possible to the return of the reference index, with minimum tracking difference so the investor with a small investment participates in a diversified portfolio of the best stocks on the Bucharest Stock Exchange.

## About BET-TRN index

BET-TRN 10tr is a total return indeks with dividends taken into calculation. Indeks is composed of minimum 10 and maximum of 20 stocks from Bucharest Stock Exchange. Included stocks are generally the most liquid on BSE. More information on indeks composition is available at [www.bvb.ro](http://www.bvb.ro)

## Unit value / ETF-a / BET-TR index

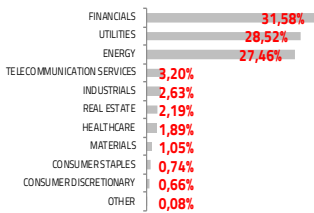


	1 M	3 M	2024.	2023.*	Inception**
BET-TR UCITS ETF	0,06%	9,66%	11,01%	26,14%	40,01%
BET-TR index	0,16%	10,01%	11,46%	27,56%	42,18%
7BET	1,23%	10,49%	11,46%	26,05%	40,49%

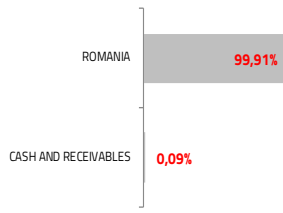
The basis for calculating the return of the BET-TRN UCITS ETF is the fund's unit price (NAV), and for 7BET the closing price of ETF trading on the ZSE. The presented historical returns have an informative character, are the result of the Fund's performance in previous periods and do not represent an indication and do not have any impact on the future results of the Fund's performance.

\*2023 return and return since inception is calculated since 26.5.2023.

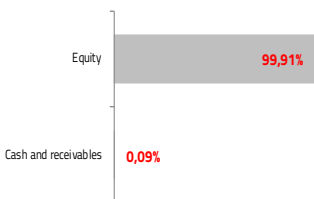
## Sector breakdown



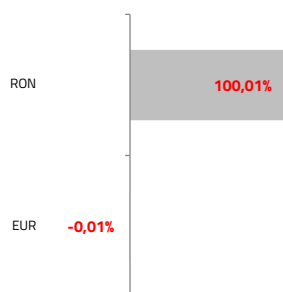
## Geographic breakdown



## Asset structure



## Currency exposure



## Fund and index characteristics

Tracking difference	-1,52%
Tracking error volatility	1,13%
Total expense ratio	0,97%
TTM ROE	14,87%
Dividend yield	4,82%
TTM P/E	8,82

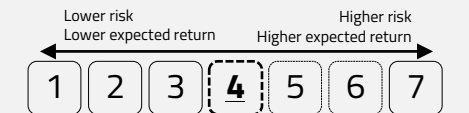
## Key fund information

Asset management	InterCapital Asset Management Ltd.
Fund type	UCITS ETF
Country of domicile	Croatia
Depository bank	OTP bank d.d.
Market maker	InterCapital Securities
Ticker	7BET/ICBET
Listed on	ZSE & LJSE
Share class currency	EUR
Initial unit value	10
Net asset	7,35 m EUR
Unit value	13,9626
Management fee	do 0,80%
Depository fee	0,08%
Launch date	26.5.2023
ISIN	HRICAMFBETR5
LEI	74780070L20RKZYPLM58

## Top 10 holdings

Ticker	Issuer	% NAV
TLV RO	BANCA TRANSILVANIA	20,10%
SNPRO	OMV PETROM SA	18,40%
H20 RO	S.P.E.E.H. HIDROELECTRICA	17,26%
SNG RO	SOCIETATEA NATIONALA DE	8,64%
BRD RO	BRD-GROUPE SOCIETE	8,26%
SNN RO	SOCIETATEA NATIONALA	4,23%
EL RO	ELECTRICA SA	3,29%
DIGI RO	DIGI COMMUNICATIONS NV	3,20%
TGN RO	TRANSGAZ SA MEDIAS	2,54%
FP RO	SC FONDUL PROPRIETATEA	2,51%
<b>Top 10 total</b>		<b>88,43%</b>

## Risk / reward profile\*



\* Risk / reward profile is not guaranteed and is subject to change.

## Market type exposure\*

Regulated markets of member states	100,00%
Regulated markets other countries	0,00%
Recently issued securities	0,00%
Unlisted securities	0,00%

\*Percentage share of securities in the Fund's net assets, grouped according to legally defined categories.

## Important information

On the reporting date all securities in the Fund's portfolio are valued at market price.

This report has been prepared for information purposes based on data available and known to INTERCAPITAL ASSET MANAGEMENT d.o.o. at the time of its preparation and publication and as such is subject to change and does not constitute an offer to purchase shares in the Fund, nor can the information contained in this report be considered an investment recommendation. For detailed information on the conditions, characteristics and risks of investing in the Fund, please read the Prospectus, the Fund's Rules and Key Information for Investors, as well as the method of calculating the Fund's Indicators on the company's website ([www.icam.hr](http://www.icam.hr)).

# InterCapital Euro Money Market

UCITS ETF



April 2024

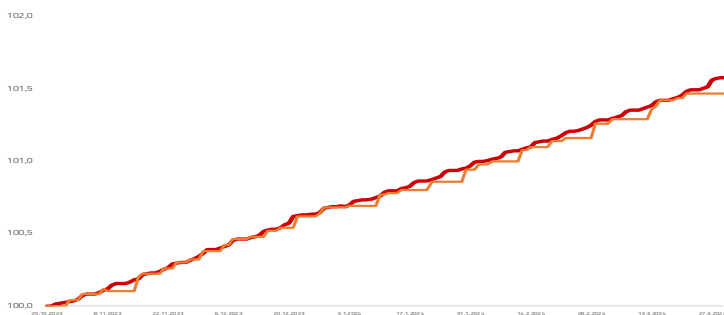
## Key fund information

Asset management company	InterCapital Asset Management d.o.o.
Fund type	Money market ETF
Net asset	19,36 m EUR
Unit value	101,8836
ISIN	HRICAMFEUMM1
LEI	747800J0ID2ZQYL
	DRT44
Depository bank	OTP banka d.d.
Min. payment	200.000 EUR
Launch date	25.10.2023
Initial unit value	100
Fund currency	EUR

## Fund returns

2024.	1,19%
1Y	N/A
AVG	3,69%
2023.	0,69%
2022.	N/A
2021.	N/A
2020.	N/A
2019.	N/A

## Fund unit value and ETF



\* Annual return is calculated using the following formula  $Rann = (\text{report date unit value} / \text{initial unit value})^{365 / \text{number of days}}$ .

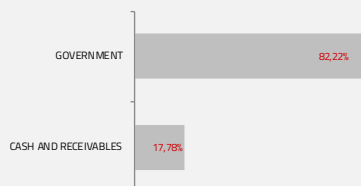
The displayed historical returns are for informational purposes, are the result of the Fund's operations in past periods and do not represent an indication nor have any impact on the future results of the Fund's operations.

## Investment goal and strategy


Increase in the value of shares in the short term, to a value higher than the short-term rates on the money market, with high liquidity and low asset volatility; it will be endeavoured to achieve the objective by investing in money market instruments, primarily into treasury bills of issuers from the Republic of Croatia, other member states of the European Union, OECD, and CEFTA, then deposits with credit institutions, and reverse repo transactions.

## Asset breakdown


### Sector breakdown




### Geographic breakdown



### Asset structure



### Currency exposure



## Fund fees

Management fee	0,15%
Depository fee	0,08%
Entry fee	0,00%
Redemption fee	0,00%

## Market type exposures

Regulated markets of member states	100,00%
Regulated markets other countries	0,00%
Recently issued securities	0,00%
Unlisted securities	0,00%

## Important information

On the reporting date all securities in the Fund's portfolio are valued at market price. This report has been prepared for information purposes based on data available and known to INTERCAPITAL ASSET MANAGEMENT d.o.o. at the time of its preparation and publication and as such is subject to change and does not constitute an offer to purchase shares in the Fund, nor can the information contained in this report be considered an investment recommendation. For detailed information on the conditions, characteristics and risks of investing in the Fund, please read the Prospectus, the Fund's Rules and Key Information for Investors, as well as the method of calculating the Fund's Indicators on the company's website ([www.icam.hr](http://www.icam.hr)).

## Top 10

Ticker	Type	Issuer	%NAV
BTF 0 05/23/24	T-bill	FRANCE	19,83%
BTF 0 05/08/24	T-bill	FRANCE	16,88%
BTF 0 06/19/24	T-bill	FRANCE	16,07%
BTF 0 07/03/24	T-bill	FRANCE	14,83%
Depozit PBZ D.D.	Deposit	PBZ D.D.	14,49%
BTF 0 06/05/24	T-bill	FRANCE	8,67%
Depozit OTP D.D.	Deposit	OTP BANKA D.D.	3,79%
BTF 0 07/17/24	T-bill	FRANCE	3,07%
BTF 0 07/31/24	T-bill	FRANCE	2,76%
BTF 0 05/29/24	T-bill	FRANCE	1,80%

**Top 10 total**

**102,19%**